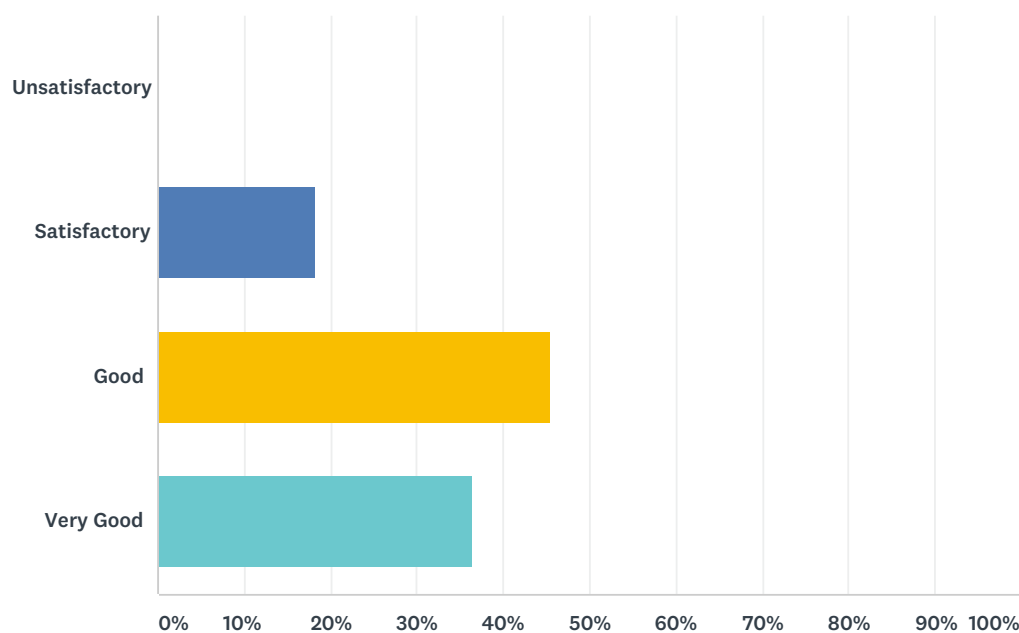


Q1 1. What was Quality of the Academic Content of the course

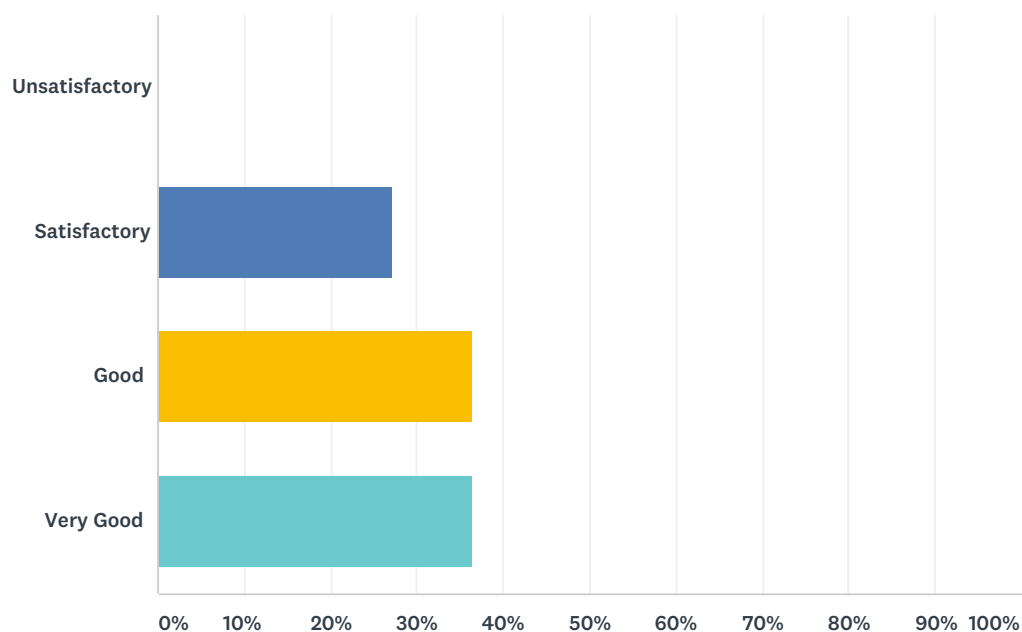
Answered: 11 Skipped: 0



ANSWER CHOICES	RESPONSES	
Unsatisfactory	0.00%	0
Satisfactory	18.18%	2
Good	45.45%	5
Very Good	36.36%	4
TOTAL		11

Q2 What were the Learning Values from this course (in terms of knowledge, concepts, manual skills, analytical ability) ?

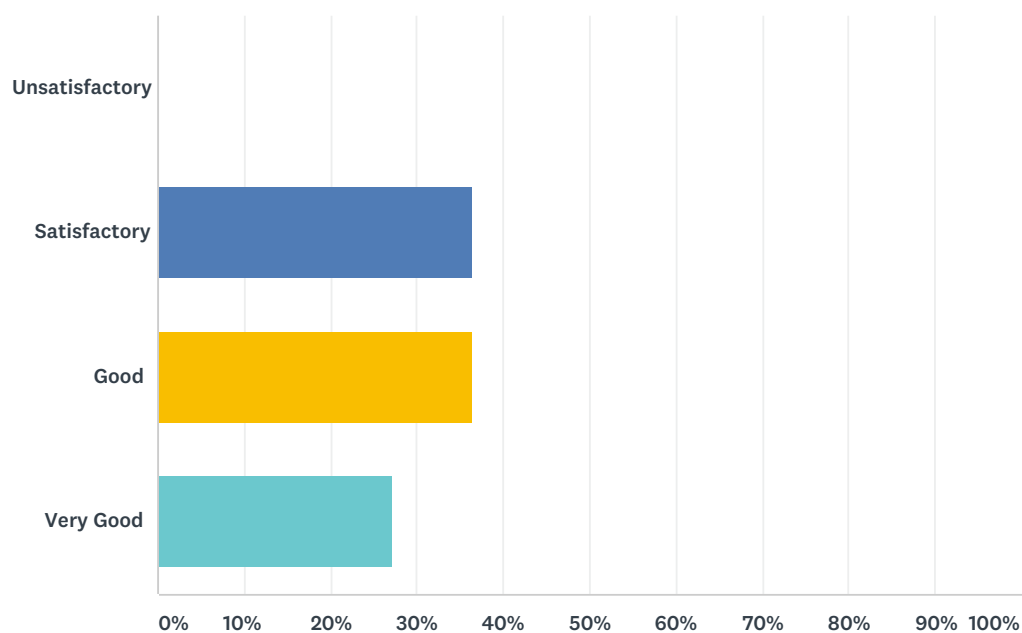
Answered: 11 Skipped: 0



ANSWER CHOICES	RESPONSES	
Unsatisfactory	0.00%	0
Satisfactory	27.27%	3
Good	36.36%	4
Very Good	36.36%	4
TOTAL		11

Q3 What was extent of coverage of the course in the class ?

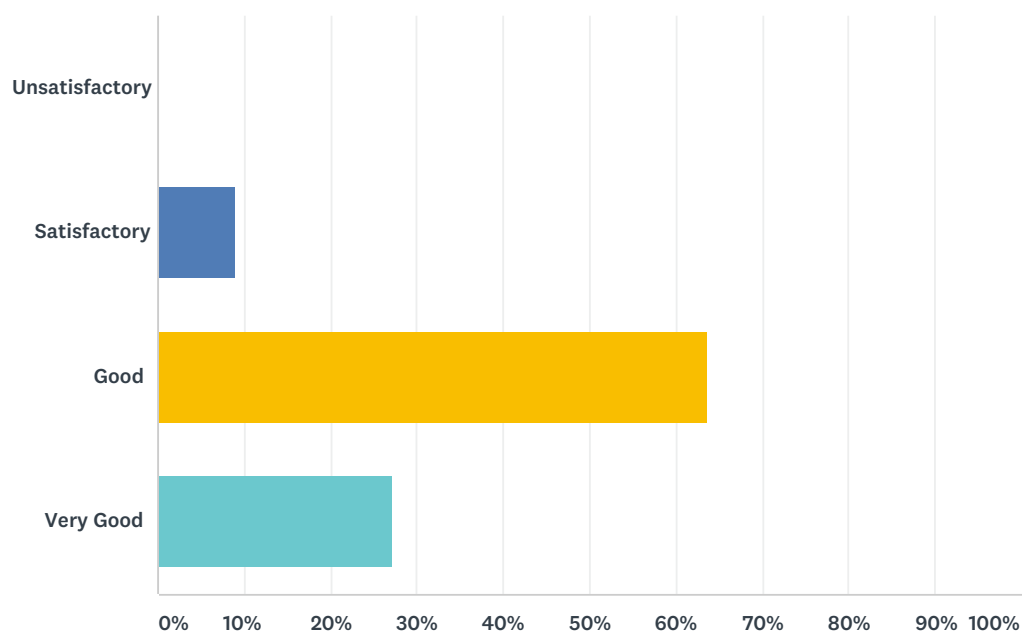
Answered: 11 Skipped: 0



ANSWER CHOICES	RESPONSES	
Unsatisfactory	0.00%	0
Satisfactory	36.36%	4
Good	36.36%	4
Very Good	27.27%	3
TOTAL		11

Q4 What was the Availability and access to relevant library resources ?

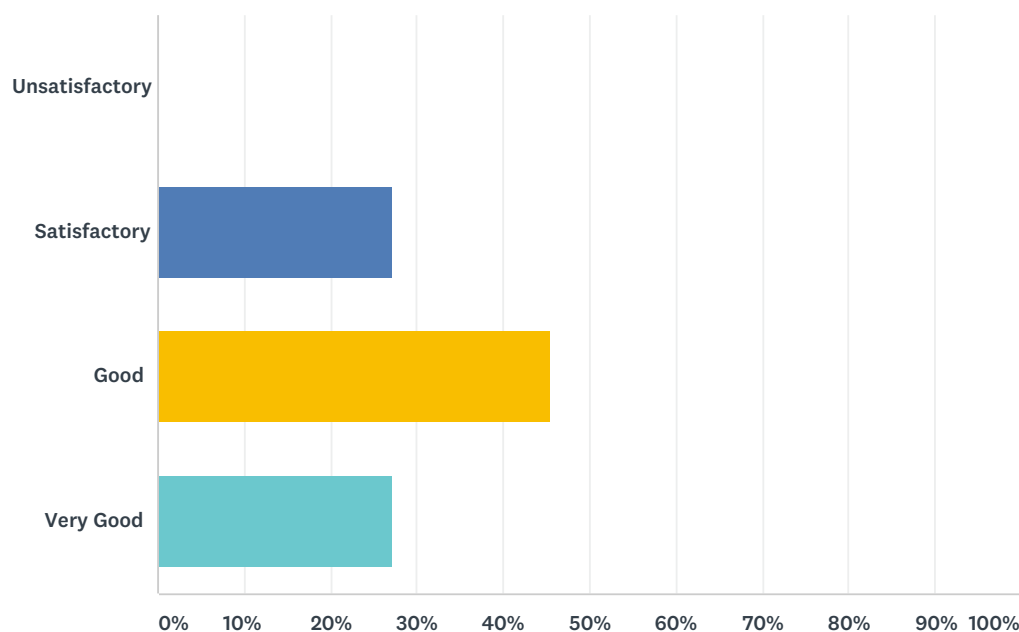
Answered: 11 Skipped: 0



ANSWER CHOICES	RESPONSES	
Unsatisfactory	0.00%	0
Satisfactory	9.09%	1
Good	63.64%	7
Very Good	27.27%	3
TOTAL		11

Q5 What was the Availability and access to IT resources (lab, software, Internet, etc.) ?

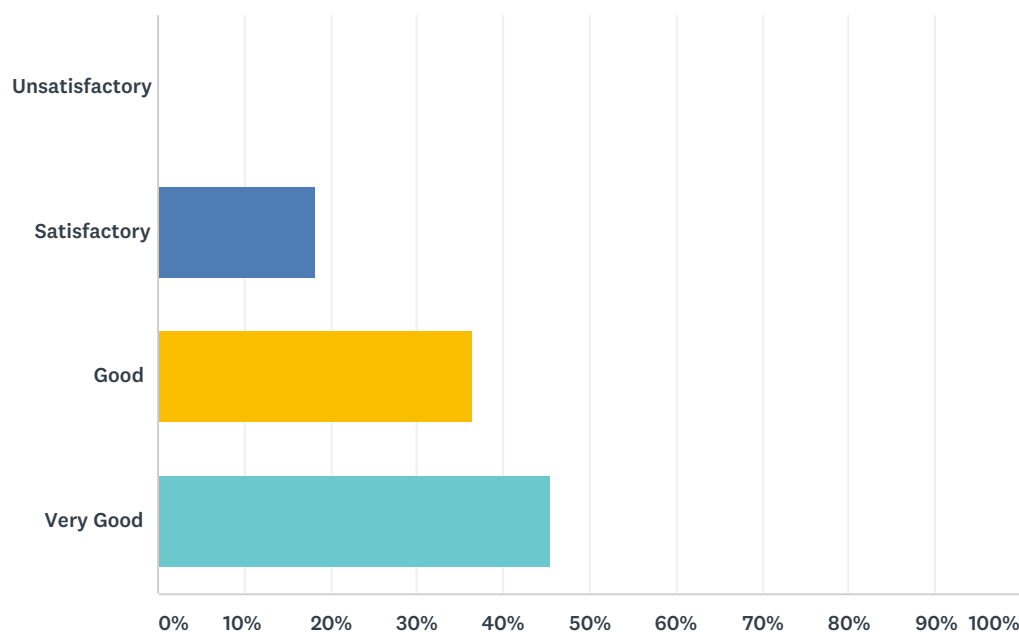
Answered: 11 Skipped: 0



ANSWER CHOICES	RESPONSES	
Unsatisfactory	0.00%	0
Satisfactory	27.27%	3
Good	45.45%	5
Very Good	27.27%	3
TOTAL		11

Q6 What was the Relevance of the course in the context of overall program content

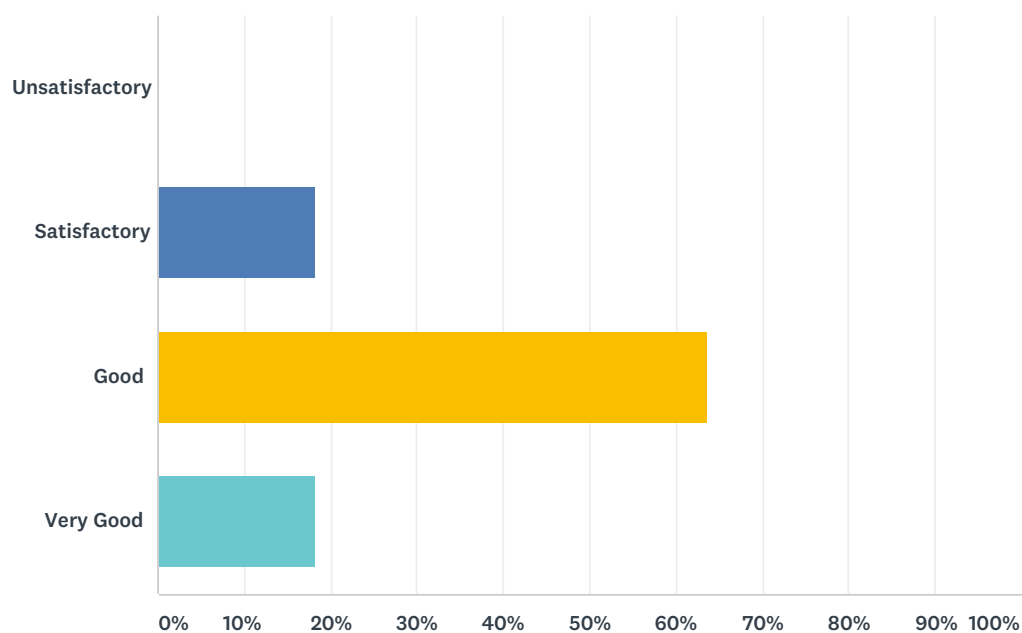
Answered: 11 Skipped: 0



ANSWER CHOICES	RESPONSES	
Unsatisfactory	0.00%	0
Satisfactory	18.18%	2
Good	36.36%	4
Very Good	45.45%	5
TOTAL		11

Q7 What was the Relevance of the course to real life situations ?

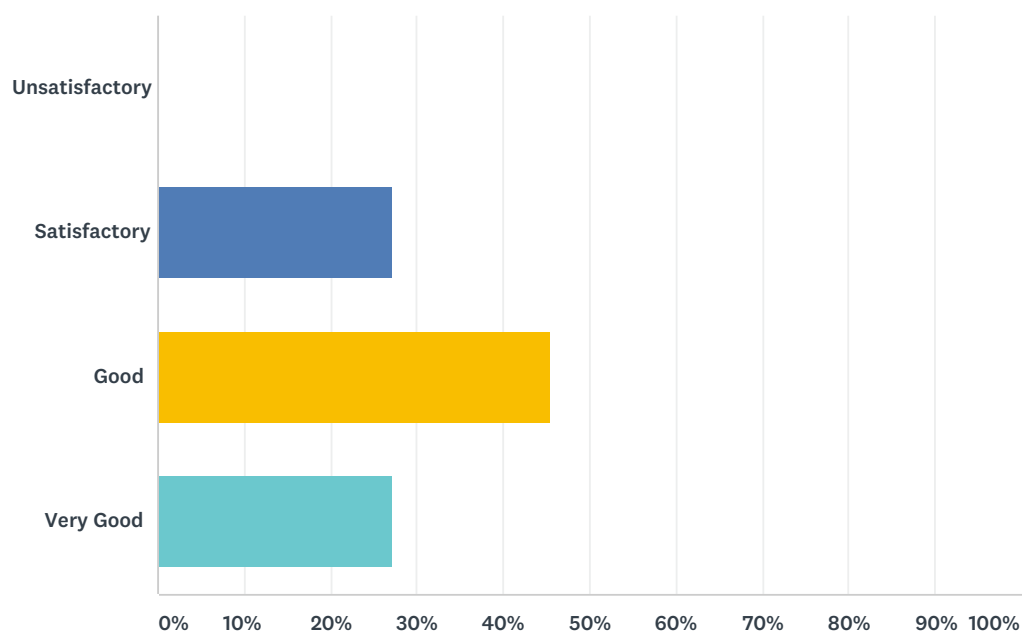
Answered: 11 Skipped: 0



ANSWER CHOICES	RESPONSES	
Unsatisfactory	0.00%	0
Satisfactory	18.18%	2
Good	63.64%	7
Very Good	18.18%	2
TOTAL		11

Q8 What was the Quality of assignments/projects/tests ?

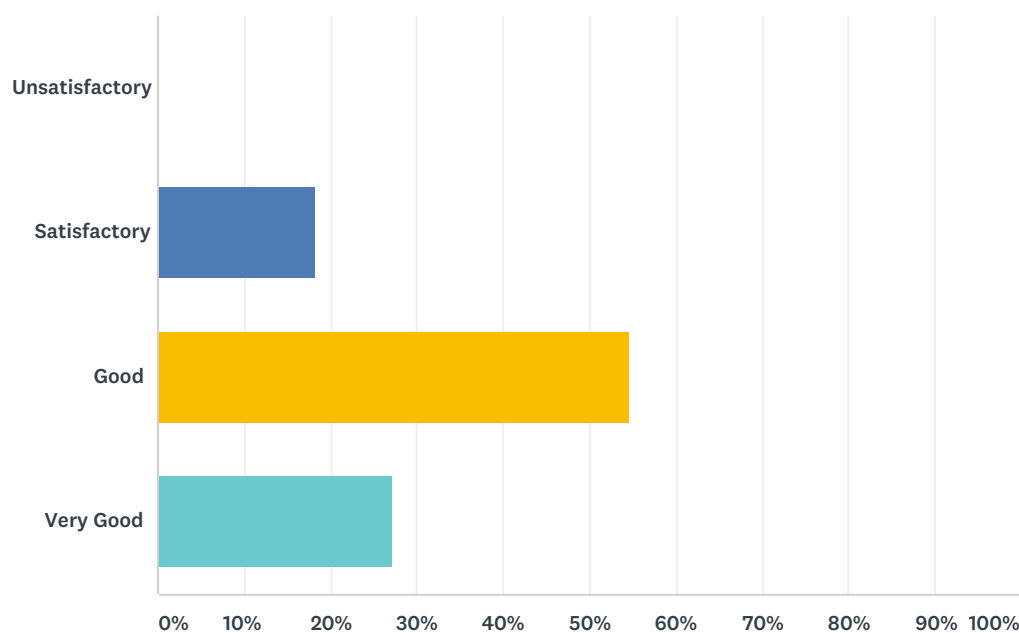
Answered: 11 Skipped: 0



ANSWER CHOICES	RESPONSES	
Unsatisfactory	0.00%	0
Satisfactory	27.27%	3
Good	45.45%	5
Very Good	27.27%	3
TOTAL		11

Q9 How would you state the Fairness of evaluation ?

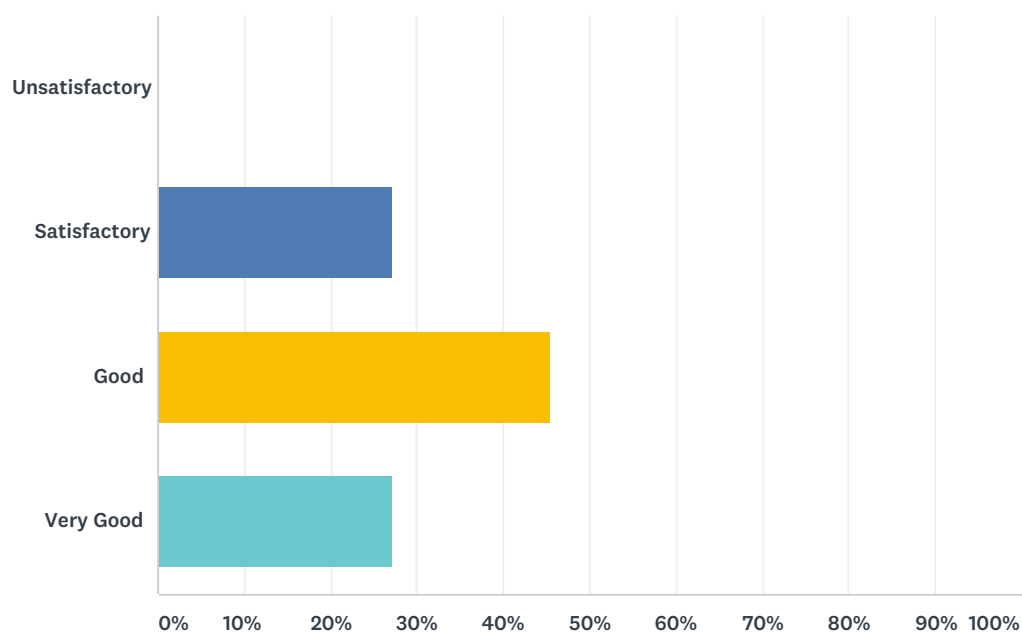
Answered: 11 Skipped: 0



ANSWER CHOICES	RESPONSES	
Unsatisfactory	0.00%	0
Satisfactory	18.18%	2
Good	54.55%	6
Very Good	27.27%	3
TOTAL		11

Q10 What is your Overall rating of the course ?

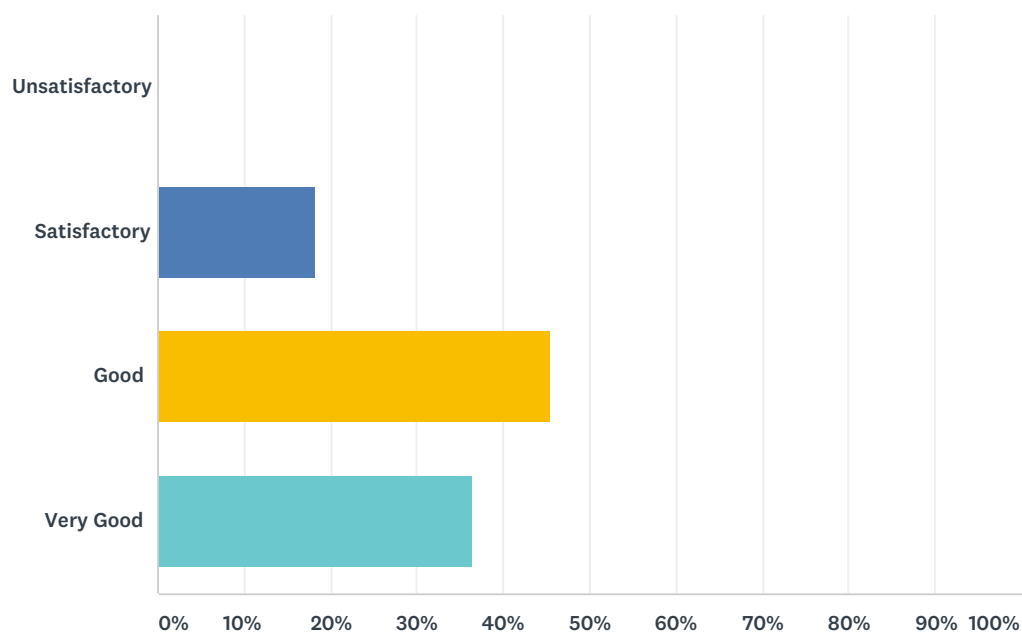
Answered: 11 Skipped: 0



ANSWER CHOICES	RESPONSES	
Unsatisfactory	0.00%	0
Satisfactory	27.27%	3
Good	45.45%	5
Very Good	27.27%	3
TOTAL		11

Q11 The Knowledge-base of the teacher (as perceived by the student) is

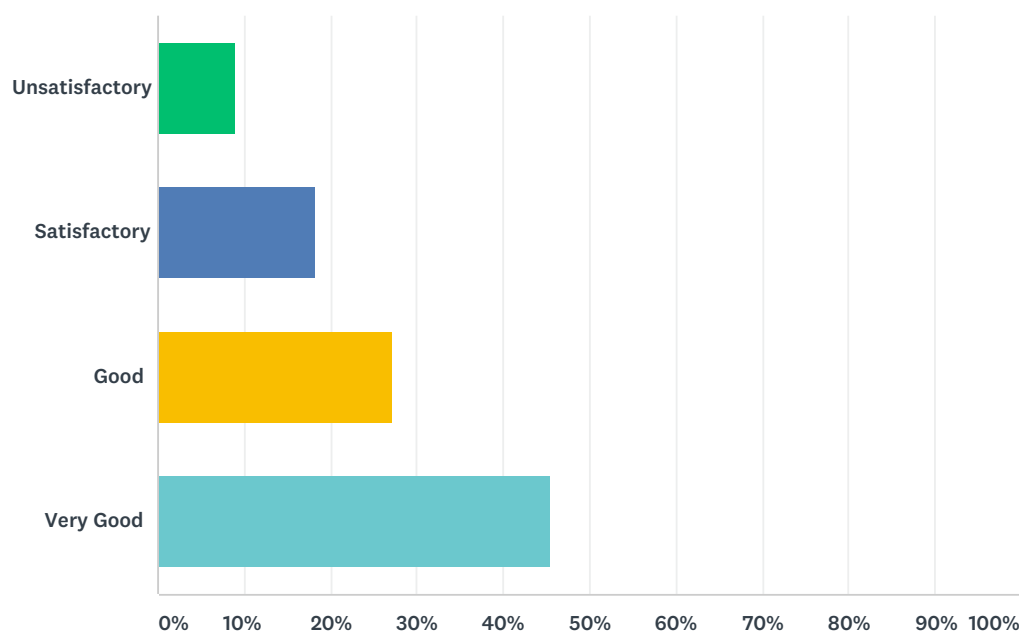
Answered: 11 Skipped: 0



ANSWER CHOICES	RESPONSES	
Unsatisfactory	0.00%	0
Satisfactory	18.18%	2
Good	45.45%	5
Very Good	36.36%	4
TOTAL		11

Q12 The Communication skills of the teacher is

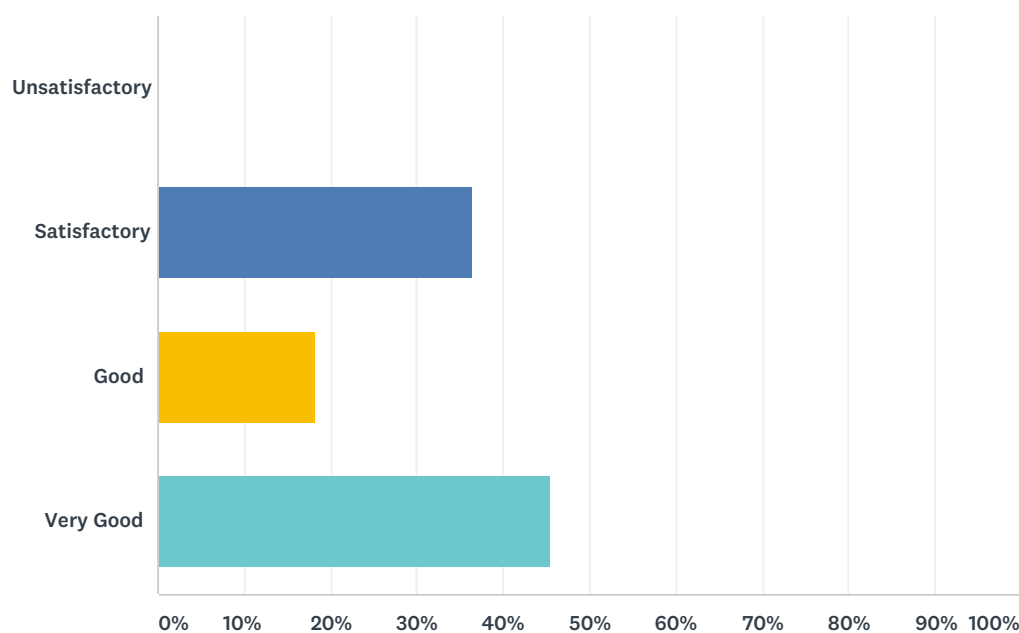
Answered: 11 Skipped: 0



ANSWER CHOICES	RESPONSES	
Unsatisfactory	9.09%	1
Satisfactory	18.18%	2
Good	27.27%	3
Very Good	45.45%	5
TOTAL		11

Q13 The Sincerity/Commitment of the teacher is

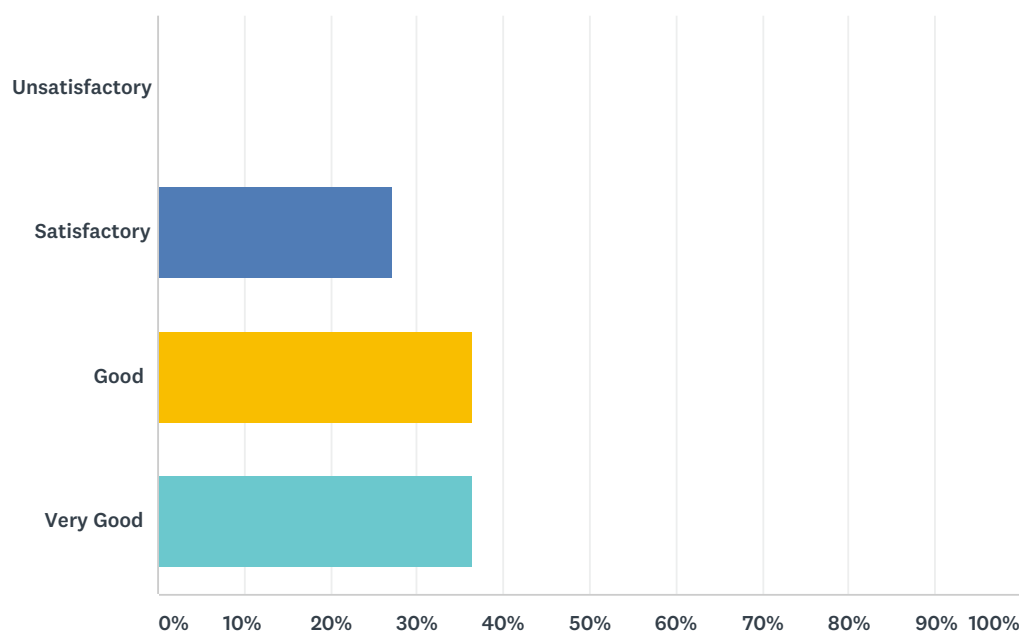
Answered: 11 Skipped: 0



ANSWER CHOICES	RESPONSES	
Unsatisfactory	0.00%	0
Satisfactory	36.36%	4
Good	18.18%	2
Very Good	45.45%	5
TOTAL		11

Q14 The Interest Generated by Teacher is

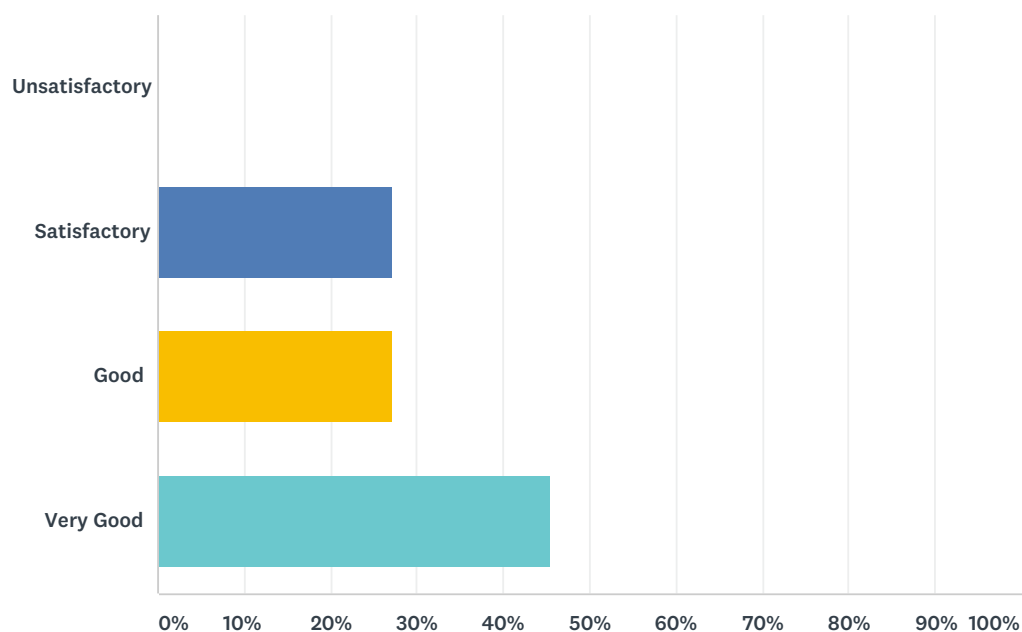
Answered: 11 Skipped: 0



ANSWER CHOICES	RESPONSES	
Unsatisfactory	0.00%	0
Satisfactory	27.27%	3
Good	36.36%	4
Very Good	36.36%	4
TOTAL		11

Q15 The Encouragement by the teacher for participation by students during the classes is

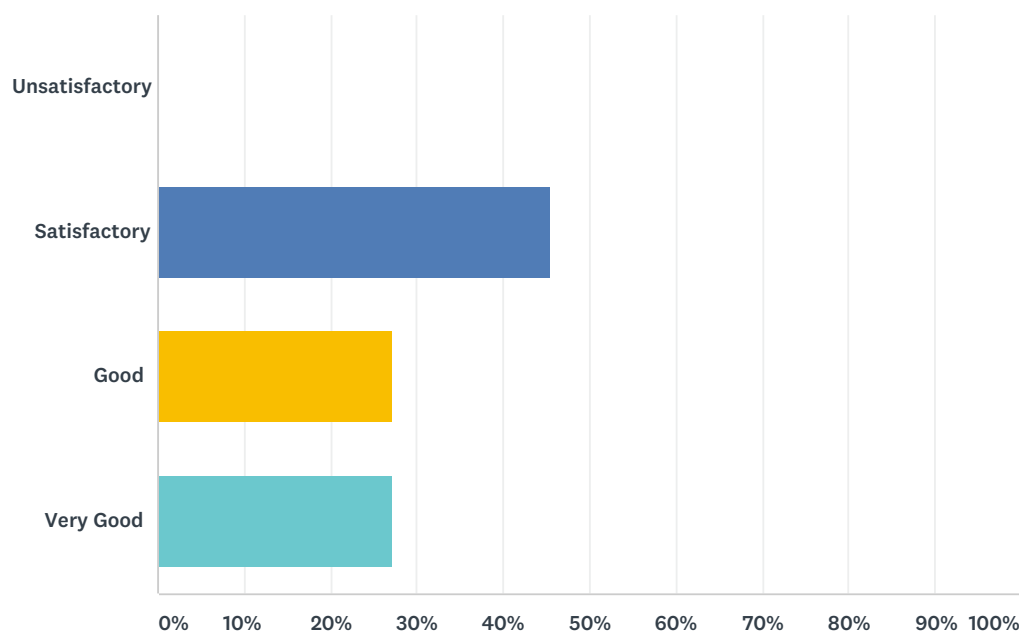
Answered: 11 Skipped: 0



ANSWER CHOICES	RESPONSES	
Unsatisfactory	0.00%	0
Satisfactory	27.27%	3
Good	27.27%	3
Very Good	45.45%	5
TOTAL		11

Q16 The Ability to integrate course material with other courses in the programme is

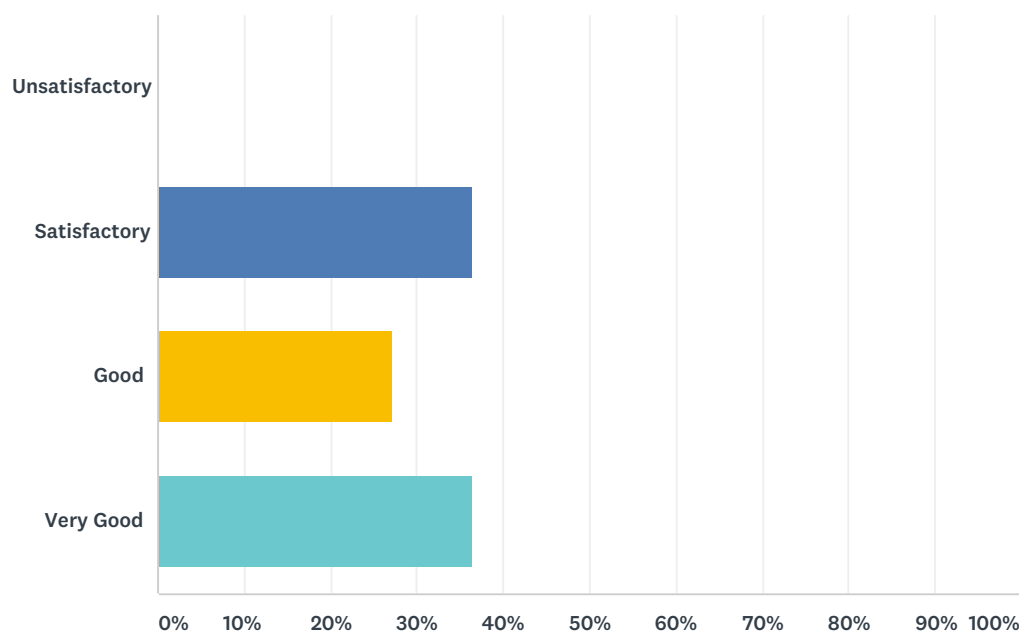
Answered: 11 Skipped: 0



ANSWER CHOICES	RESPONSES	
Unsatisfactory	0.00%	0
Satisfactory	45.45%	5
Good	27.27%	3
Very Good	27.27%	3
TOTAL		11

Q17 The Ability to design tests/assignments/examinations, etc. to evaluate students' understanding of the course is

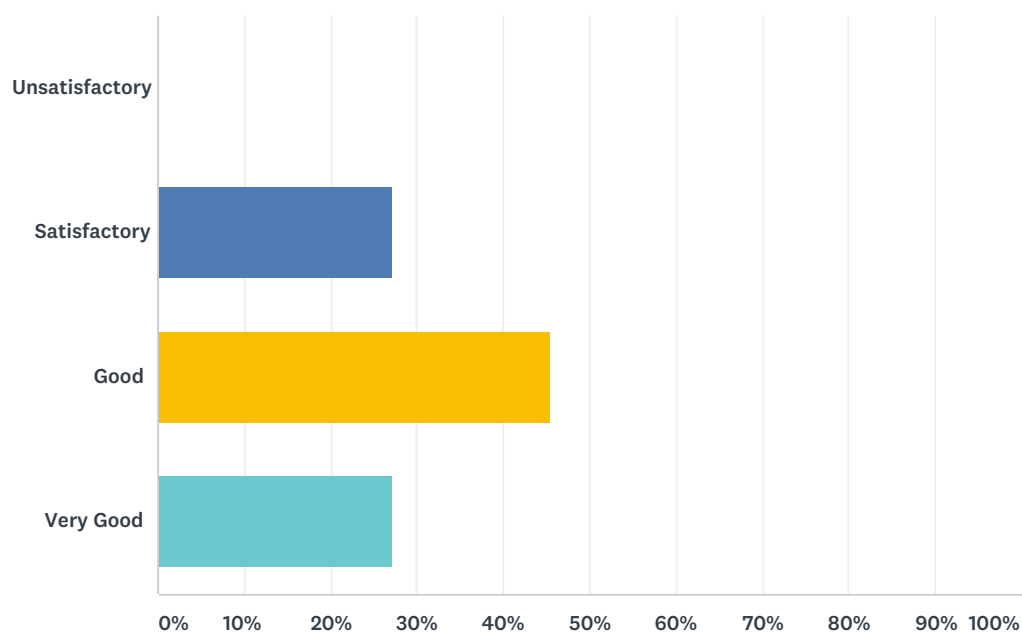
Answered: 11 Skipped: 0



ANSWER CHOICES	RESPONSES	
Unsatisfactory	0.00%	0
Satisfactory	36.36%	4
Good	27.27%	3
Very Good	36.36%	4
TOTAL		11

Q18 The General behaviour and attitude is

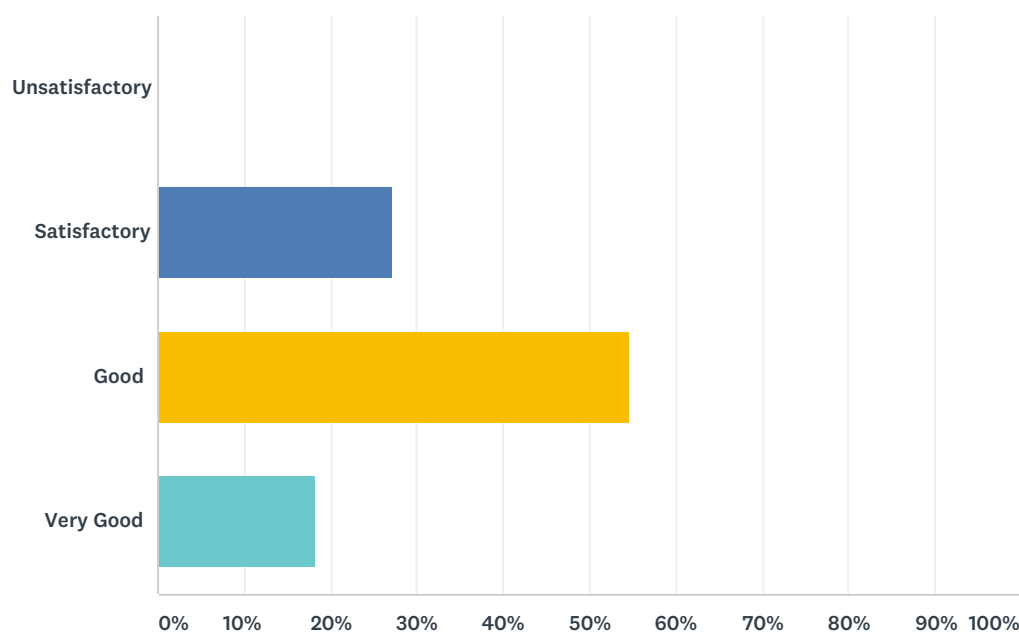
Answered: 11 Skipped: 0



ANSWER CHOICES	RESPONSES	
Unsatisfactory	0.00%	0
Satisfactory	27.27%	3
Good	45.45%	5
Very Good	27.27%	3
TOTAL		11

Q19 The Accessibility of the teacher beyond the class hour is

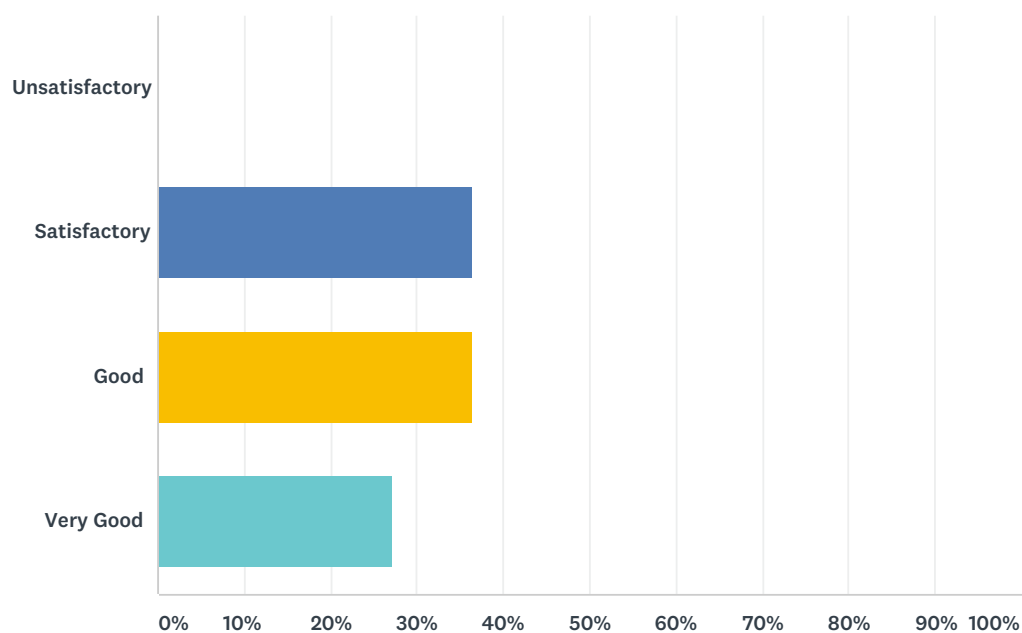
Answered: 11 Skipped: 0



ANSWER CHOICES	RESPONSES	
Unsatisfactory	0.00%	0
Satisfactory	27.27%	3
Good	54.55%	6
Very Good	18.18%	2
TOTAL		11

Q20 The Ability to act as an advisor and mentor is

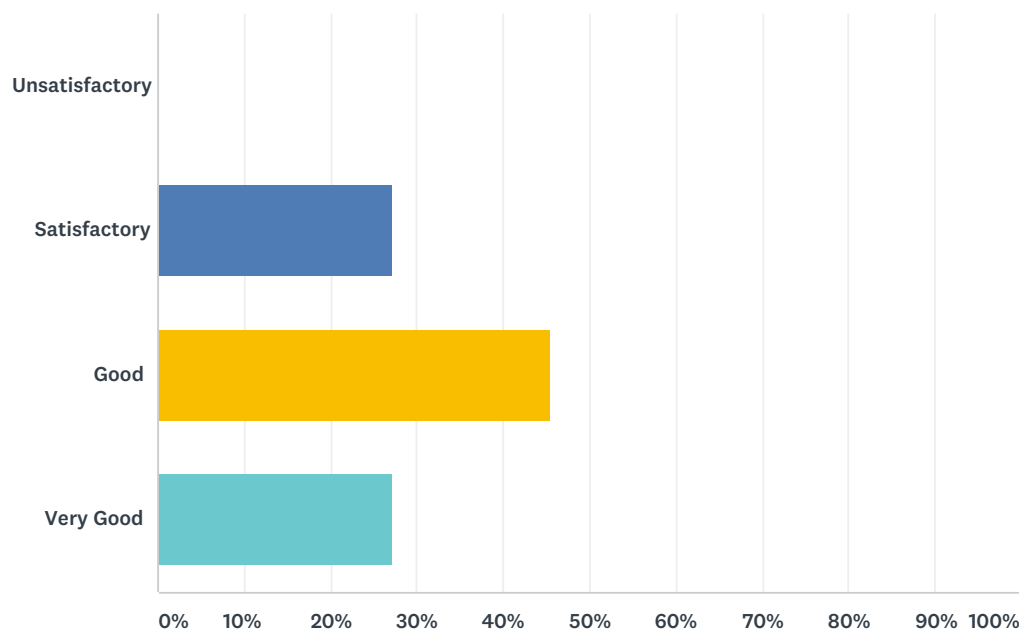
Answered: 11 Skipped: 0



ANSWER CHOICES	RESPONSES	
Unsatisfactory	0.00%	0
Satisfactory	36.36%	4
Good	36.36%	4
Very Good	27.27%	3
TOTAL		11

Q21 The Overall rating is

Answered: 11 Skipped: 0



ANSWER CHOICES	RESPONSES	
Unsatisfactory	0.00%	0
Satisfactory	27.27%	3
Good	45.45%	5
Very Good	27.27%	3
TOTAL		11