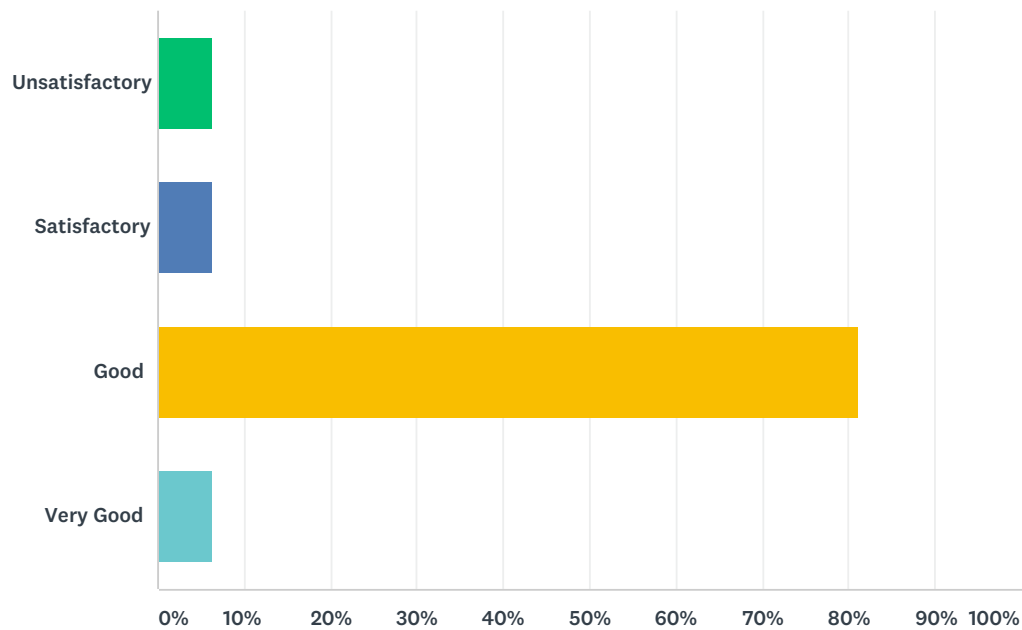


Q1 1. What was Quality of the Academic Content of the course

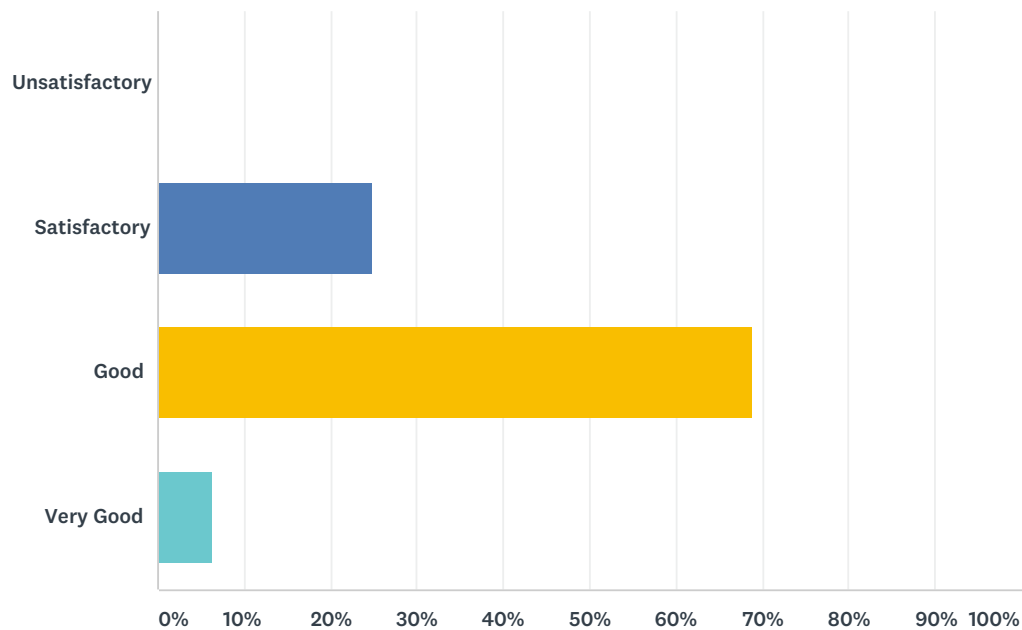
Answered: 16 Skipped: 0



ANSWER CHOICES	RESPONSES	
Unsatisfactory	6.25%	1
Satisfactory	6.25%	1
Good	81.25%	13
Very Good	6.25%	1
TOTAL		16

Q2 What were the Learning Values from this course (in terms of knowledge, concepts, manual skills, analytical ability) ?

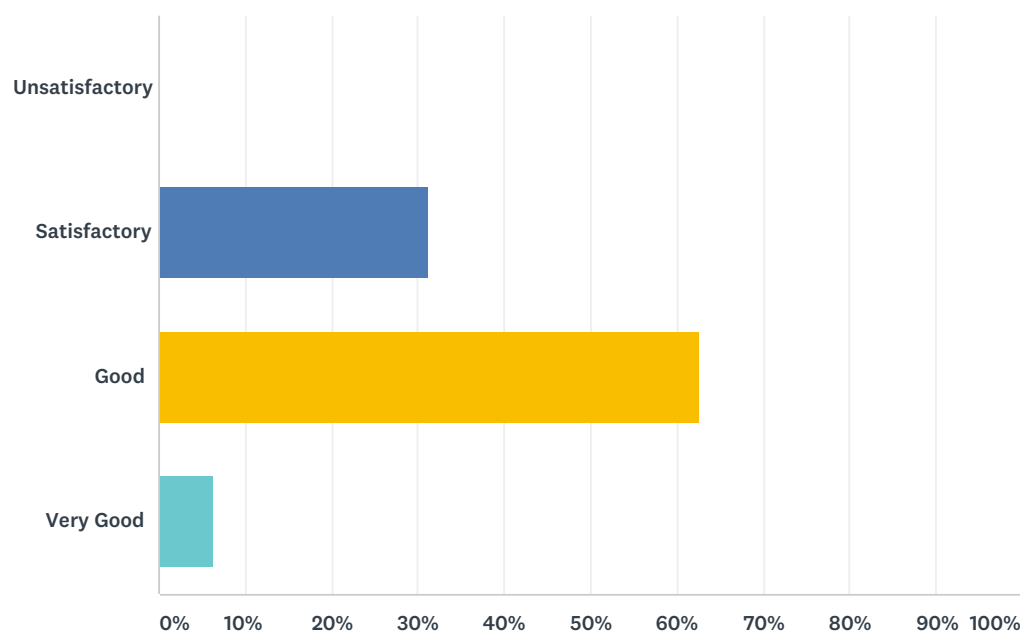
Answered: 16 Skipped: 0



ANSWER CHOICES	RESPONSES	
Unsatisfactory	0.00%	0
Satisfactory	25.00%	4
Good	68.75%	11
Very Good	6.25%	1
TOTAL		16

Q3 What was extent of coverage of the course in the class ?

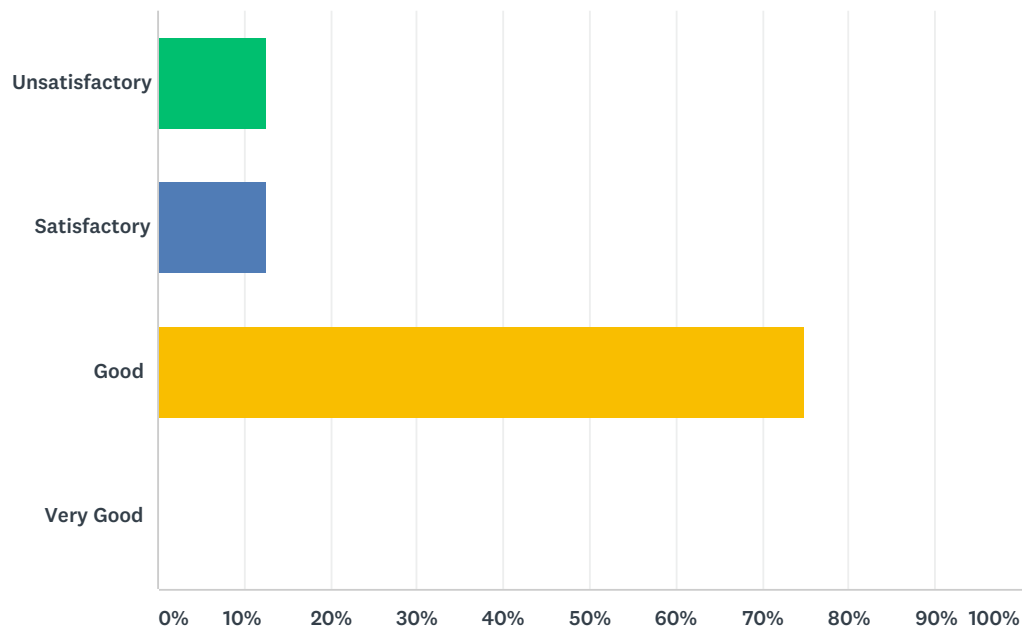
Answered: 16 Skipped: 0



ANSWER CHOICES	RESPONSES	
Unsatisfactory	0.00%	0
Satisfactory	31.25%	5
Good	62.50%	10
Very Good	6.25%	1
TOTAL		16

Q4 What was the Availability and access to relevant library resources ?

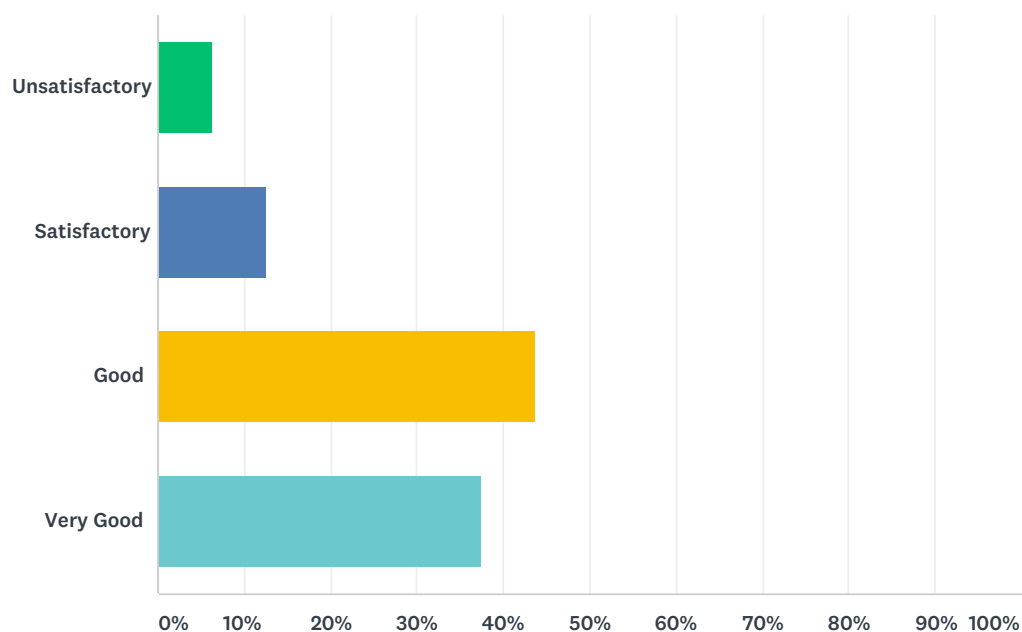
Answered: 16 Skipped: 0



ANSWER CHOICES	RESPONSES	
Unsatisfactory	12.50%	2
Satisfactory	12.50%	2
Good	75.00%	12
Very Good	0.00%	0
TOTAL		16

Q5 What was the Availability and access to IT resources (lab, software, Internet, etc.) ?

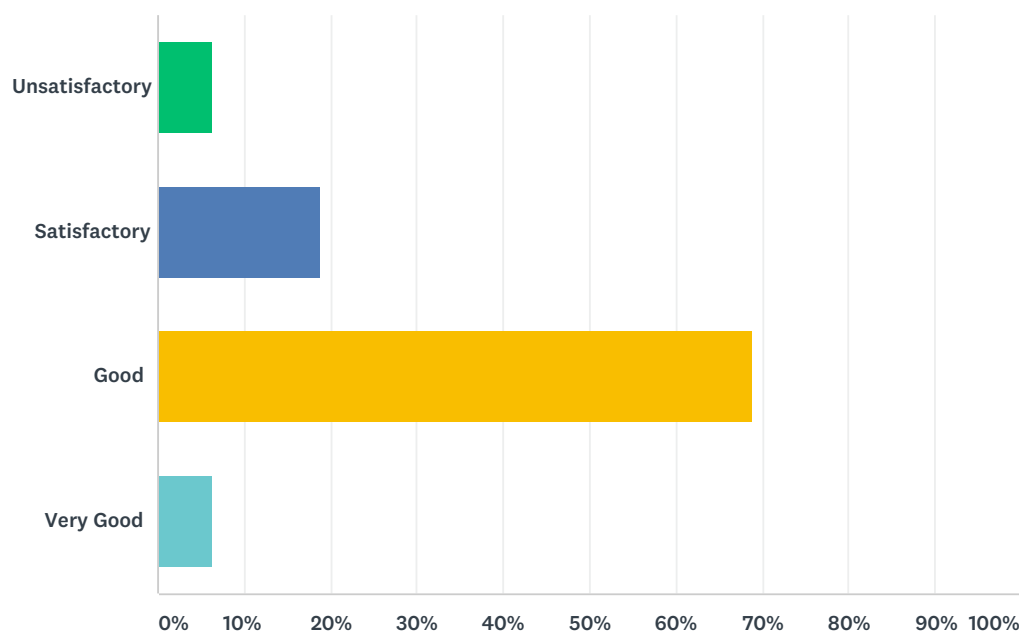
Answered: 16 Skipped: 0



ANSWER CHOICES	RESPONSES	
Unsatisfactory	6.25%	1
Satisfactory	12.50%	2
Good	43.75%	7
Very Good	37.50%	6
TOTAL		16

Q6 What was the Relevance of the course in the context of overall program content

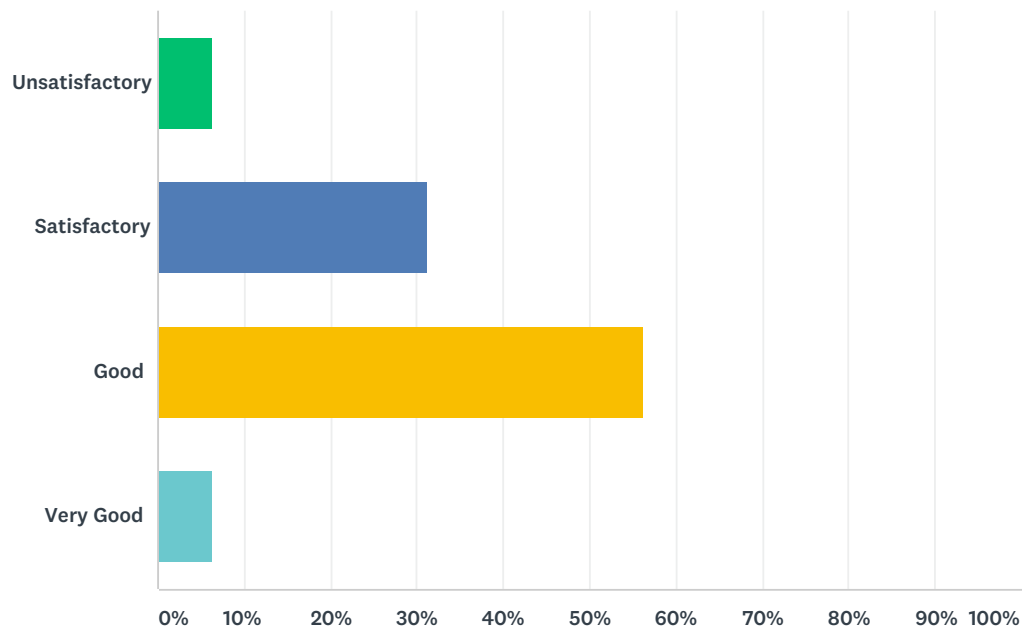
Answered: 16 Skipped: 0



ANSWER CHOICES	RESPONSES	
Unsatisfactory	6.25%	1
Satisfactory	18.75%	3
Good	68.75%	11
Very Good	6.25%	1
TOTAL		16

Q7 What was the Relevance of the course to real life situations ?

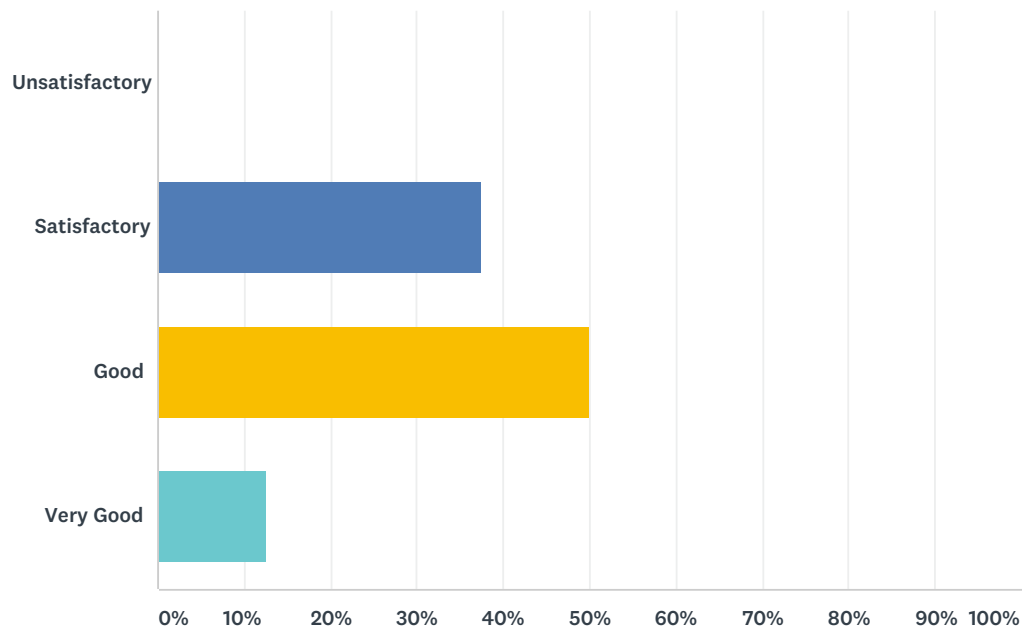
Answered: 16 Skipped: 0



ANSWER CHOICES	RESPONSES	
Unsatisfactory	6.25%	1
Satisfactory	31.25%	5
Good	56.25%	9
Very Good	6.25%	1
TOTAL		16

Q8 What was the Quality of assignments/projects/tests ?

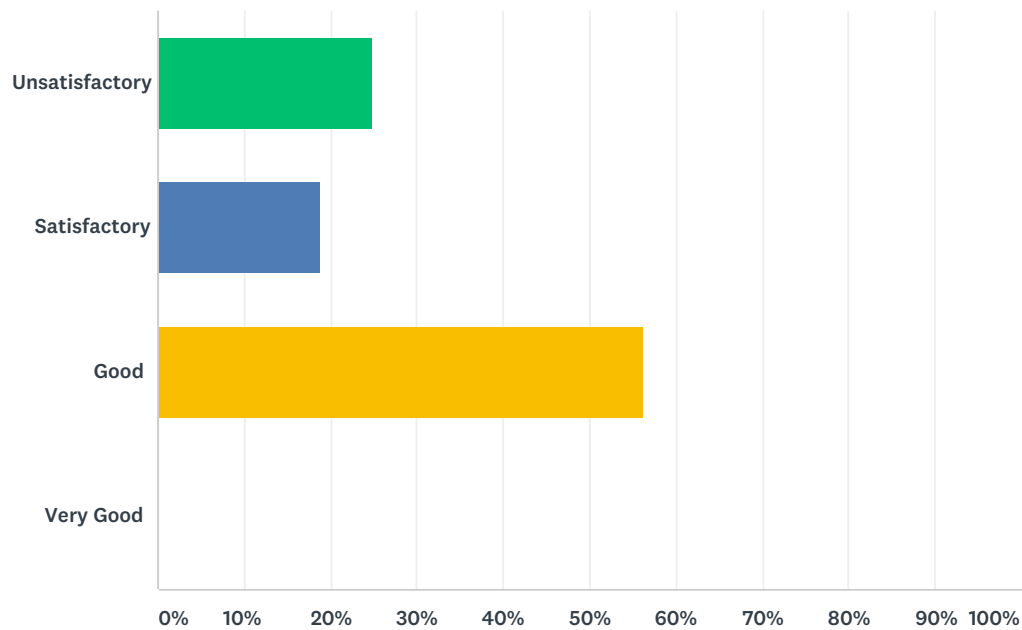
Answered: 16 Skipped: 0



ANSWER CHOICES	RESPONSES	
Unsatisfactory	0.00%	0
Satisfactory	37.50%	6
Good	50.00%	8
Very Good	12.50%	2
TOTAL		16

Q9 How would you state the Fairness of evaluation ?

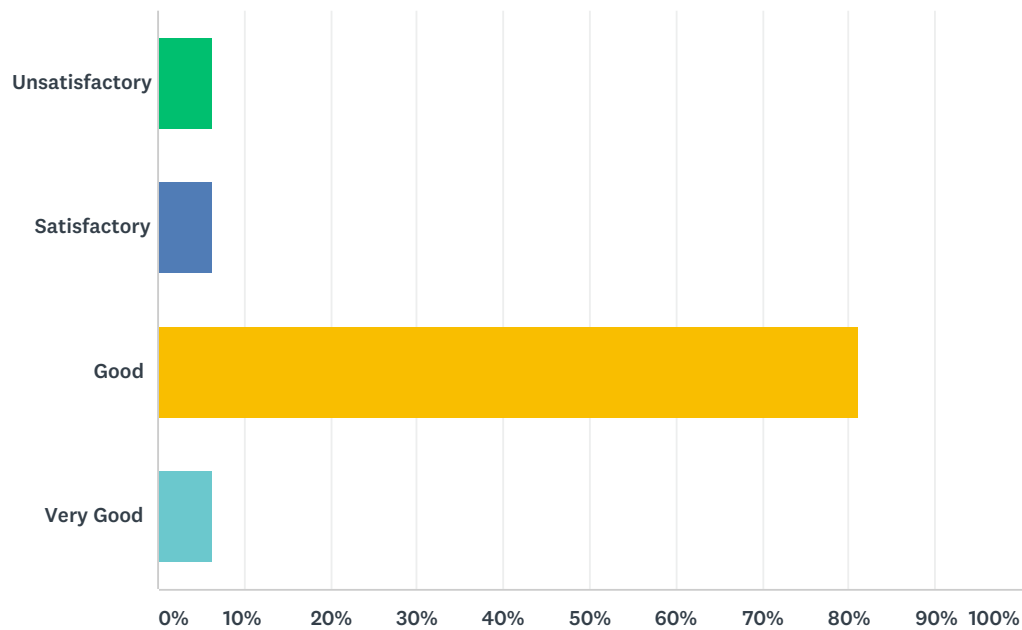
Answered: 16 Skipped: 0



ANSWER CHOICES	RESPONSES	
Unsatisfactory	25.00%	4
Satisfactory	18.75%	3
Good	56.25%	9
Very Good	0.00%	0
TOTAL		16

Q10 What is your Overall rating of the course ?

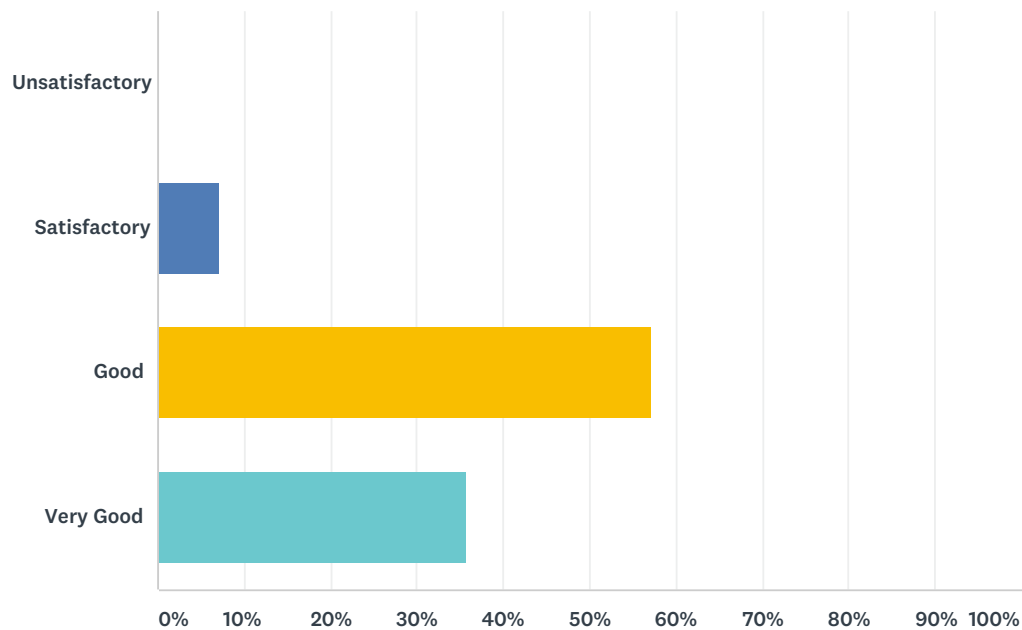
Answered: 16 Skipped: 0



ANSWER CHOICES	RESPONSES	
Unsatisfactory	6.25%	1
Satisfactory	6.25%	1
Good	81.25%	13
Very Good	6.25%	1
TOTAL		16

Q11 The Knowledge-base of the teacher (as perceived by the student) is

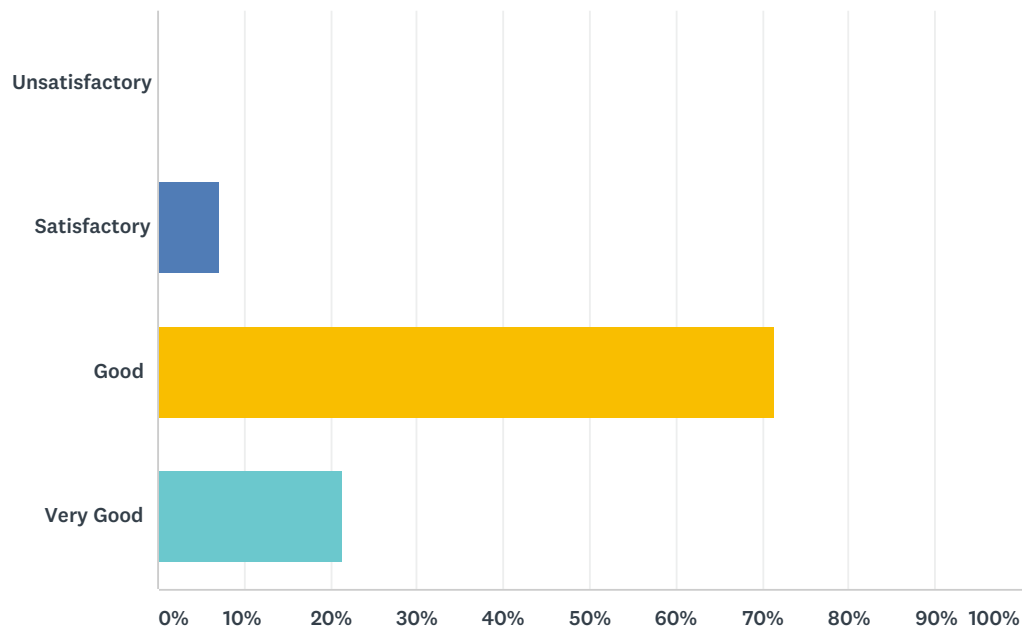
Answered: 14 Skipped: 2



ANSWER CHOICES	RESPONSES	
Unsatisfactory	0.00%	0
Satisfactory	7.14%	1
Good	57.14%	8
Very Good	35.71%	5
TOTAL		14

Q12 The Communication skills of the teacher is

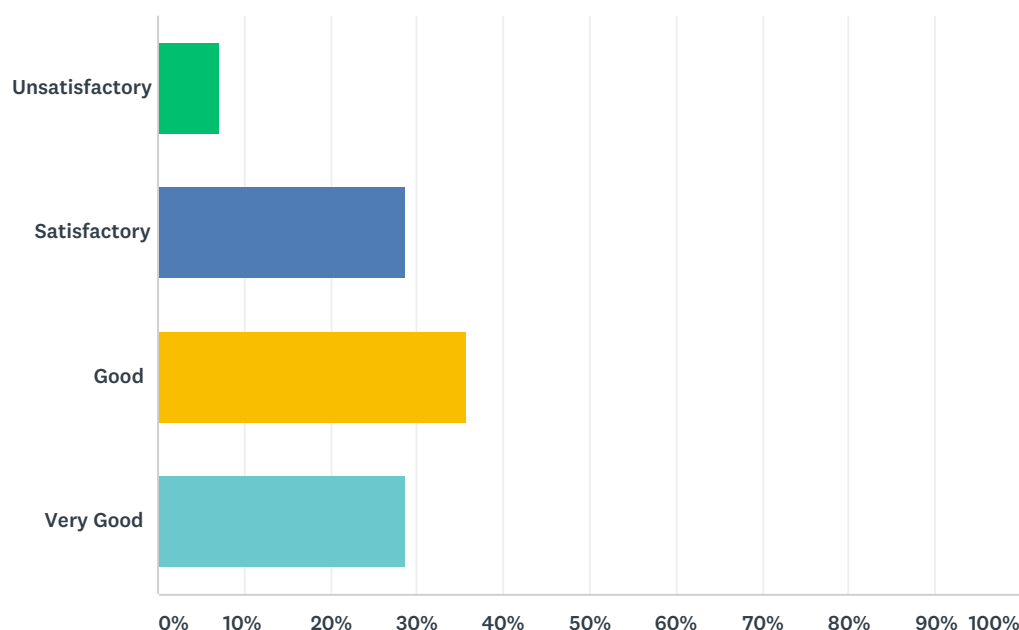
Answered: 14 Skipped: 2



ANSWER CHOICES	RESPONSES	
Unsatisfactory	0.00%	0
Satisfactory	7.14%	1
Good	71.43%	10
Very Good	21.43%	3
TOTAL		14

Q13 The Sincerity/Commitment of the teacher is

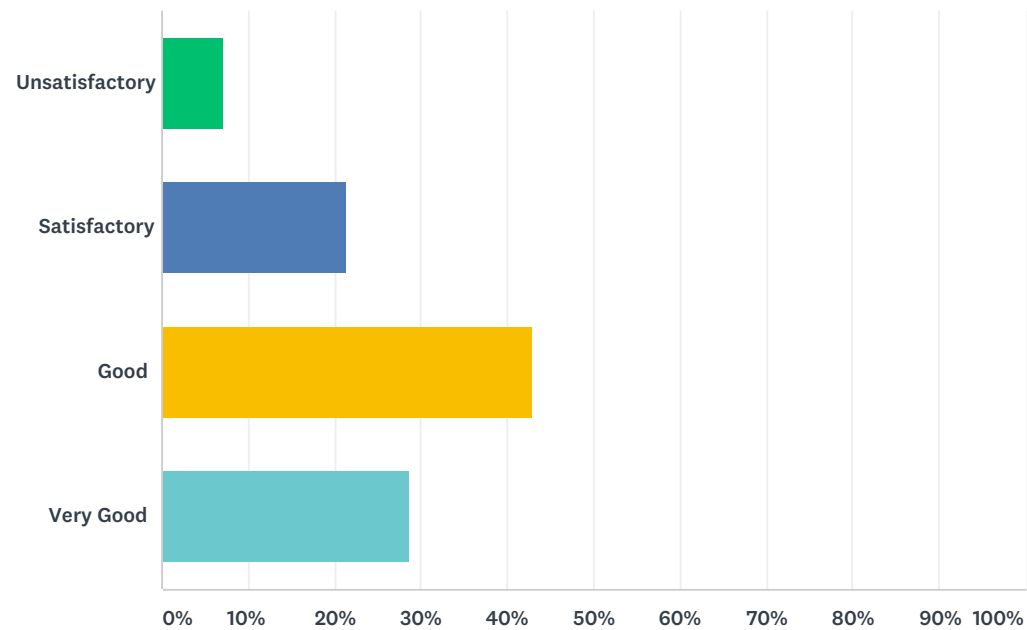
Answered: 14 Skipped: 2



ANSWER CHOICES	RESPONSES	
Unsatisfactory	7.14%	1
Satisfactory	28.57%	4
Good	35.71%	5
Very Good	28.57%	4
TOTAL		14

Q14 The Interest Generated by Teacher is

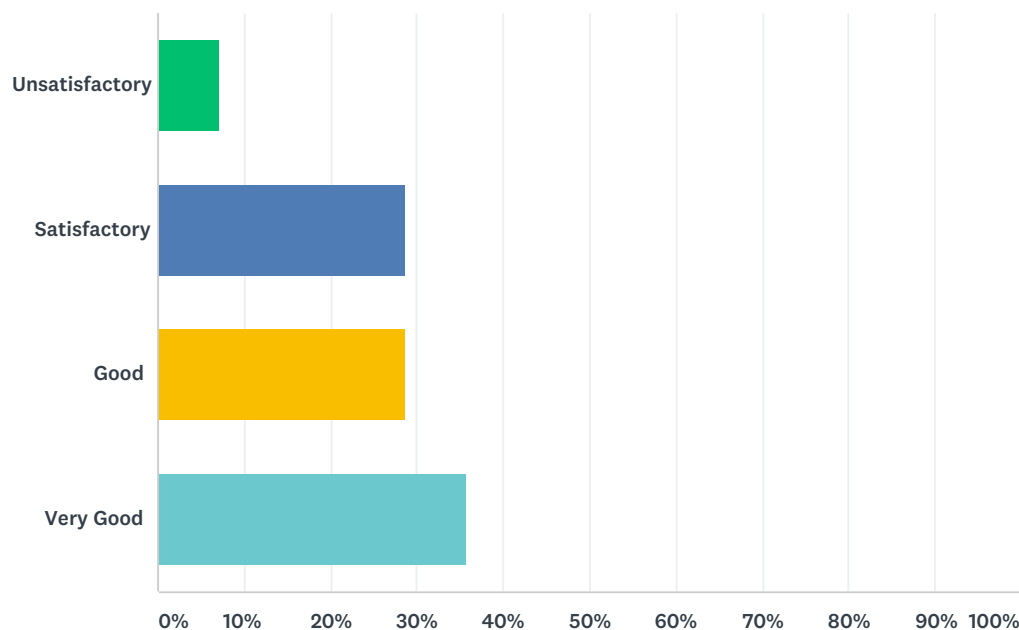
Answered: 14 Skipped: 2



ANSWER CHOICES	RESPONSES	
Unsatisfactory	7.14%	1
Satisfactory	21.43%	3
Good	42.86%	6
Very Good	28.57%	4
TOTAL		14

Q15 The Encouragement by the teacher for participation by students during the classes is

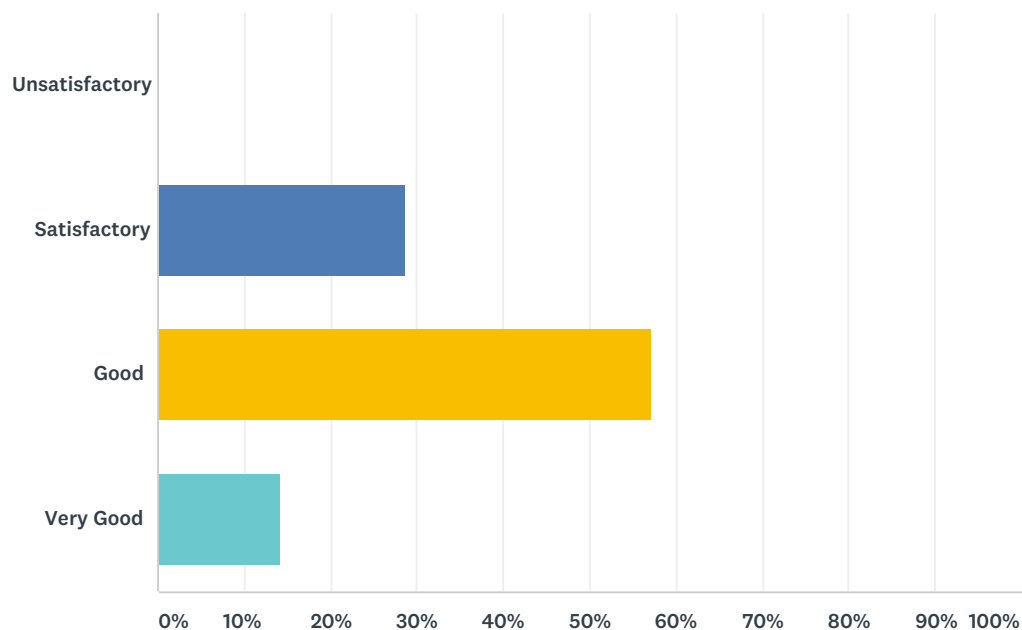
Answered: 14 Skipped: 2



ANSWER CHOICES	RESPONSES	
Unsatisfactory	7.14%	1
Satisfactory	28.57%	4
Good	28.57%	4
Very Good	35.71%	5
TOTAL		14

Q16 The Ability to integrate course material with other courses in the programme is

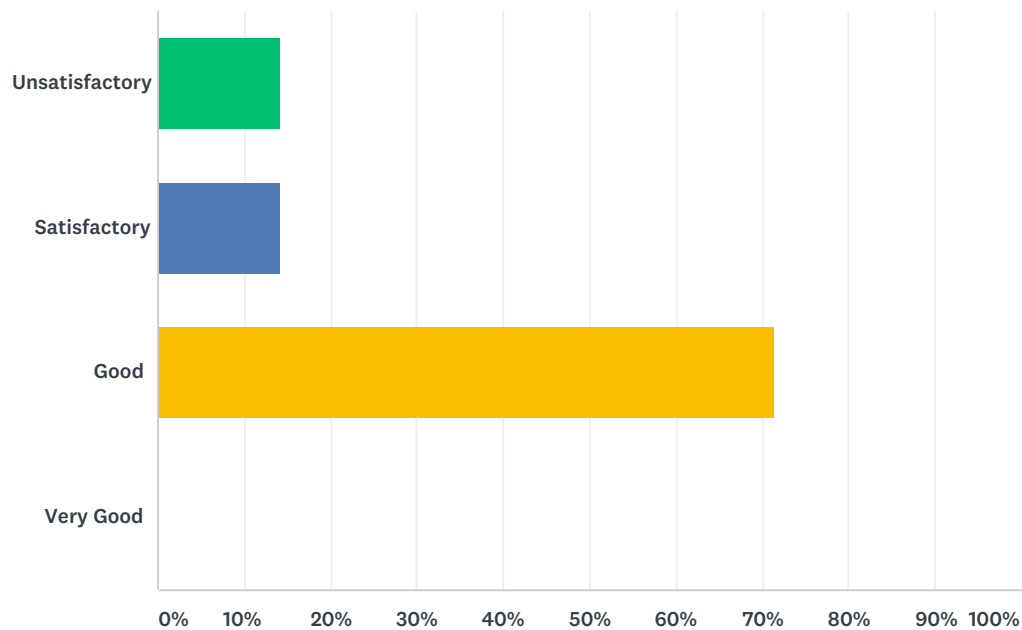
Answered: 14 Skipped: 2



ANSWER CHOICES	RESPONSES	
Unsatisfactory	0.00%	0
Satisfactory	28.57%	4
Good	57.14%	8
Very Good	14.29%	2
TOTAL		14

Q17 The Ability to design tests/assignments/examinations, etc. to evaluate students' understanding of the course is

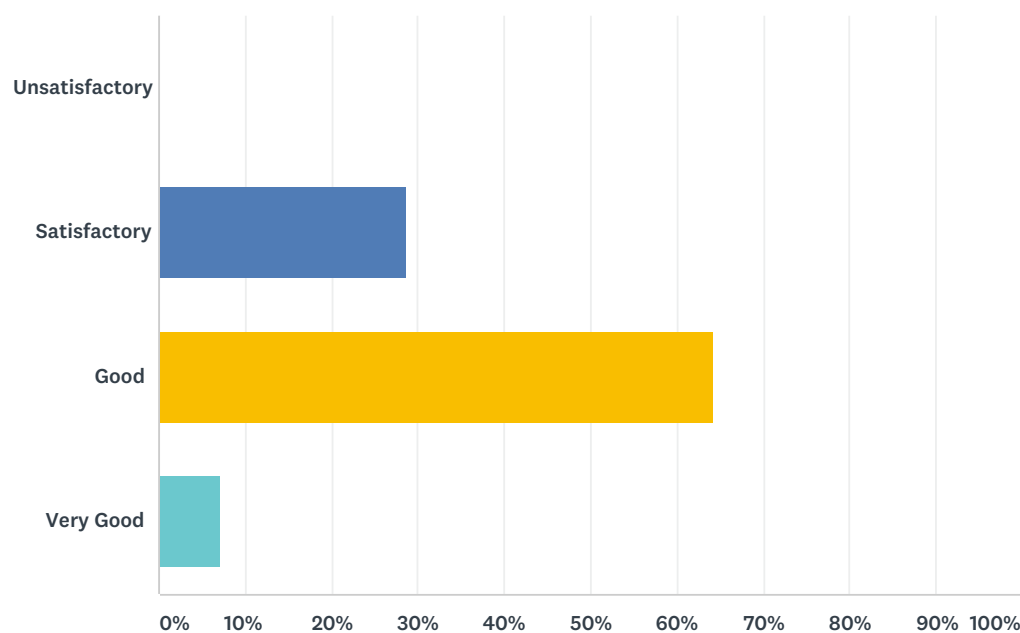
Answered: 14 Skipped: 2



ANSWER CHOICES	RESPONSES	
Unsatisfactory	14.29%	2
Satisfactory	14.29%	2
Good	71.43%	10
Very Good	0.00%	0
TOTAL		14

Q18 The General behaviour and attitude is

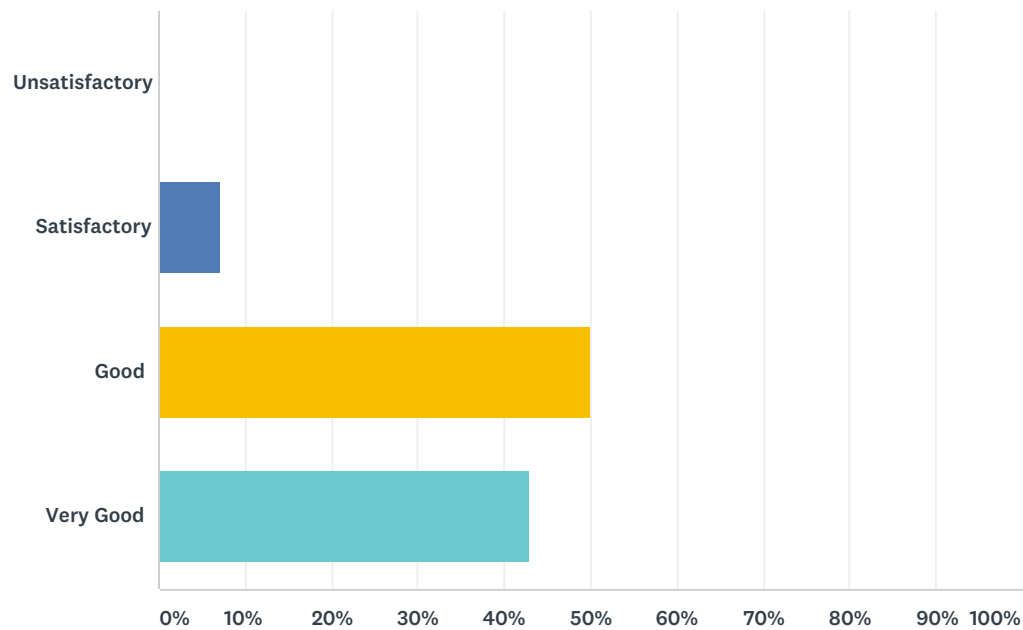
Answered: 14 Skipped: 2



ANSWER CHOICES	RESPONSES	
Unsatisfactory	0.00%	0
Satisfactory	28.57%	4
Good	64.29%	9
Very Good	7.14%	1
TOTAL		14

Q19 The Accessibility of the teacher beyond the class hour is

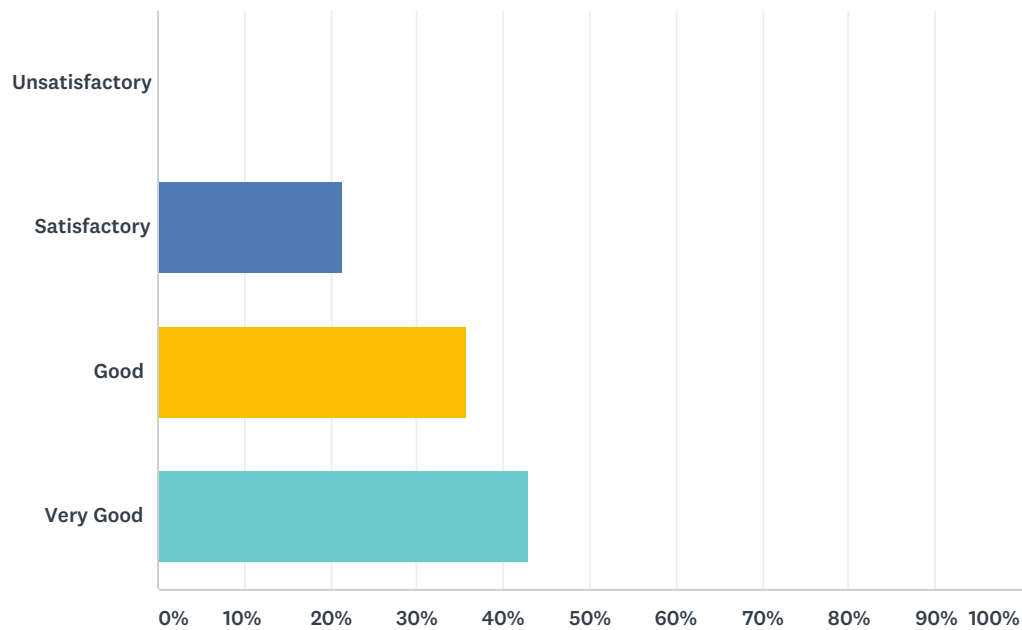
Answered: 14 Skipped: 2



ANSWER CHOICES	RESPONSES	
Unsatisfactory	0.00%	0
Satisfactory	7.14%	1
Good	50.00%	7
Very Good	42.86%	6
TOTAL		14

Q20 The Ability to act as an advisor and mentor is

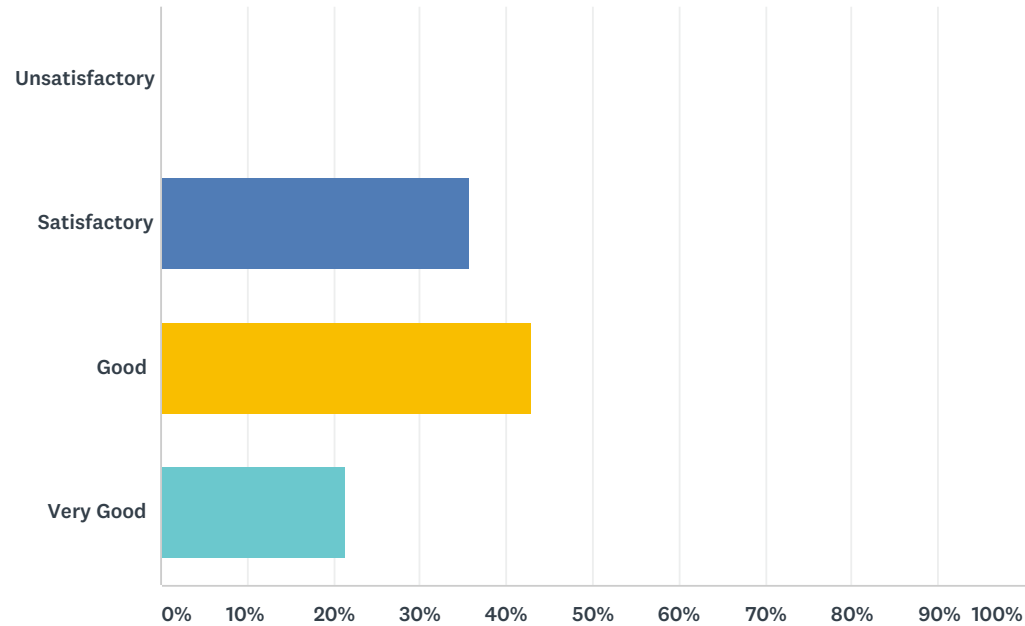
Answered: 14 Skipped: 2



ANSWER CHOICES	RESPONSES	
Unsatisfactory	0.00%	0
Satisfactory	21.43%	3
Good	35.71%	5
Very Good	42.86%	6
TOTAL		14

Q21 The Overall rating is

Answered: 14 Skipped: 2



ANSWER CHOICES	RESPONSES	
Unsatisfactory	0.00%	0
Satisfactory	35.71%	5
Good	42.86%	6
Very Good	21.43%	3
TOTAL		14