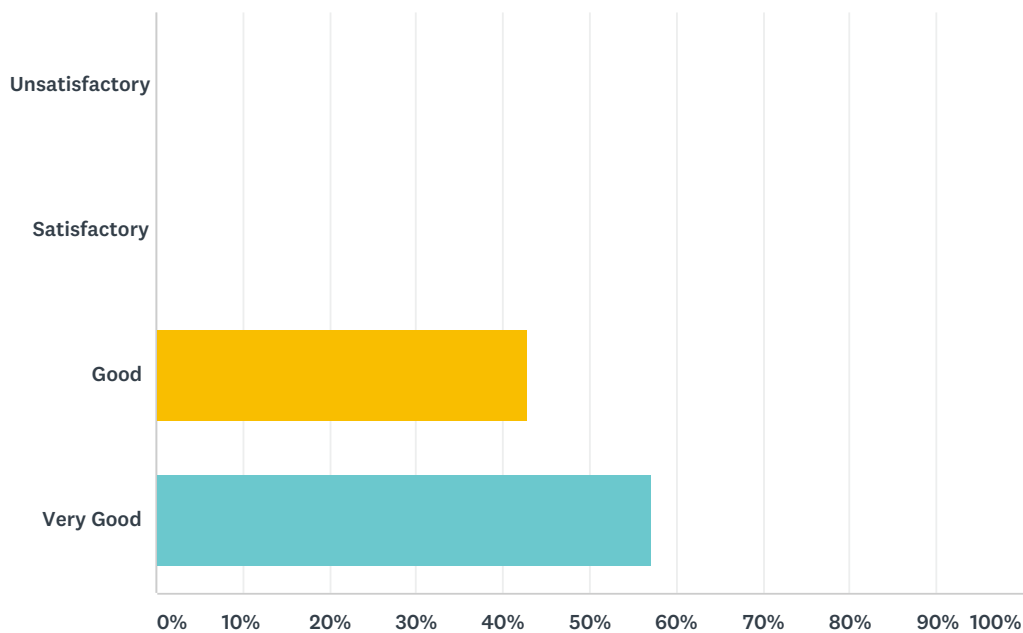


## Q1 1. What was Quality of the Academic Content of the course

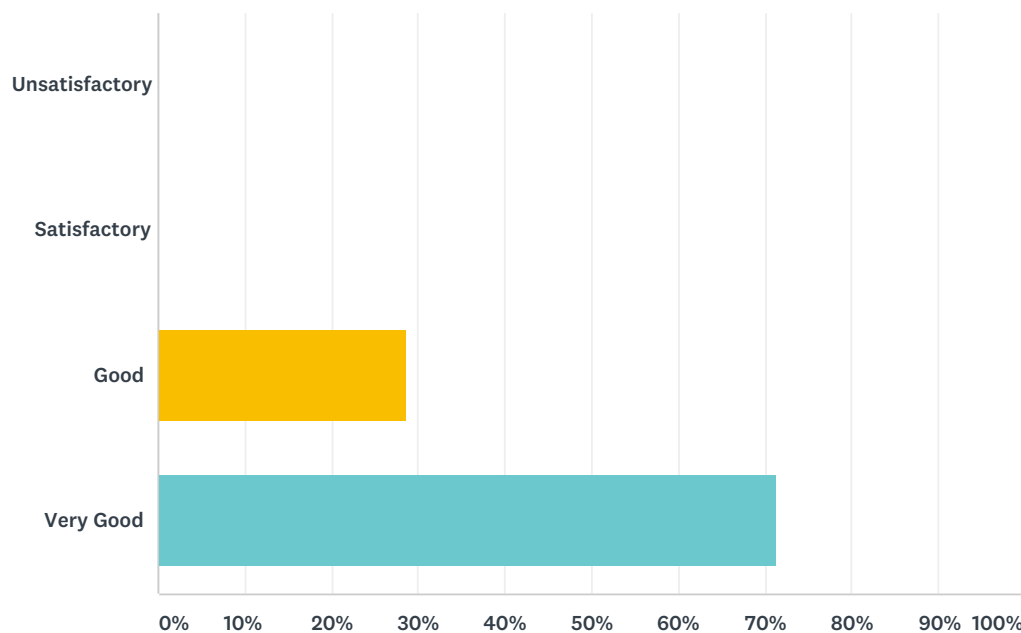
Answered: 7 Skipped: 0



ANSWER CHOICES		RESPONSES	
Unsatisfactory		0.00%	0
Satisfactory		0.00%	0
Good		42.86%	3
Very Good		57.14%	4
TOTAL			7

## Q2 What were the Learning Values from this course (in terms of knowledge, concepts, manual skills, analytical ability) ?

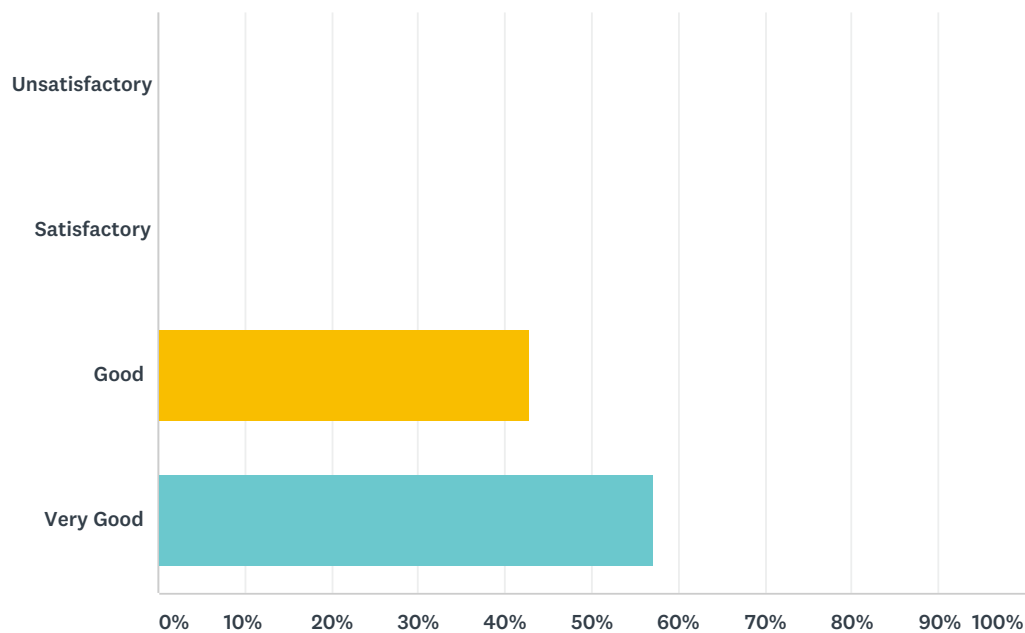
Answered: 7 Skipped: 0



ANSWER CHOICES	RESPONSES	
Unsatisfactory	0.00%	0
Satisfactory	0.00%	0
Good	28.57%	2
Very Good	71.43%	5
TOTAL		7

### Q3 What was extent of coverage of the course in the class ?

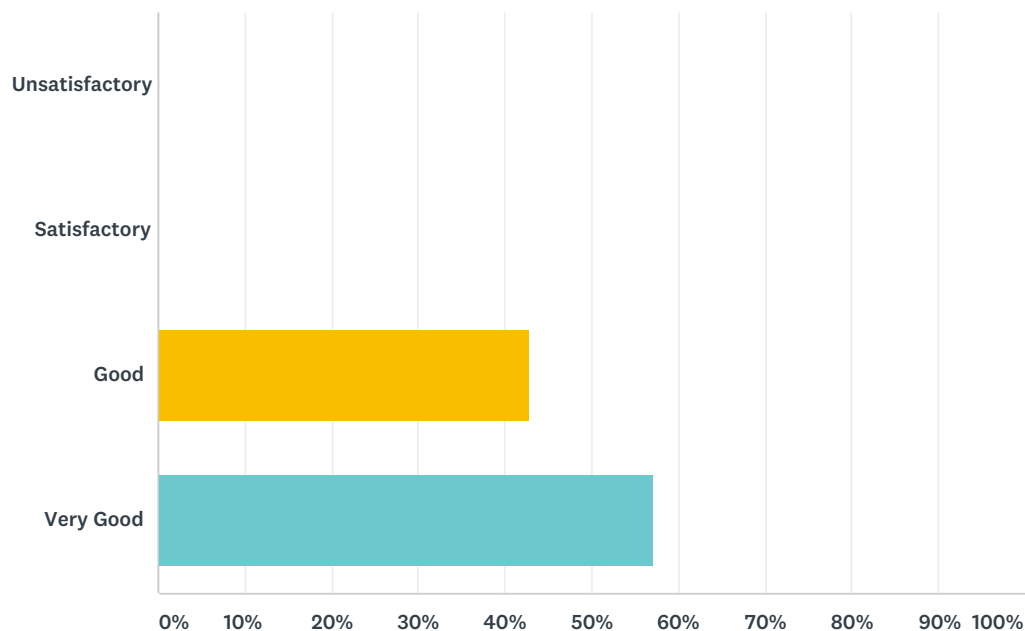
Answered: 7 Skipped: 0



ANSWER CHOICES		RESPONSES	
Unsatisfactory		0.00%	0
Satisfactory		0.00%	0
Good		42.86%	3
Very Good		57.14%	4
TOTAL			7

## Q4 What was the Availability and access to relevant library resources ?

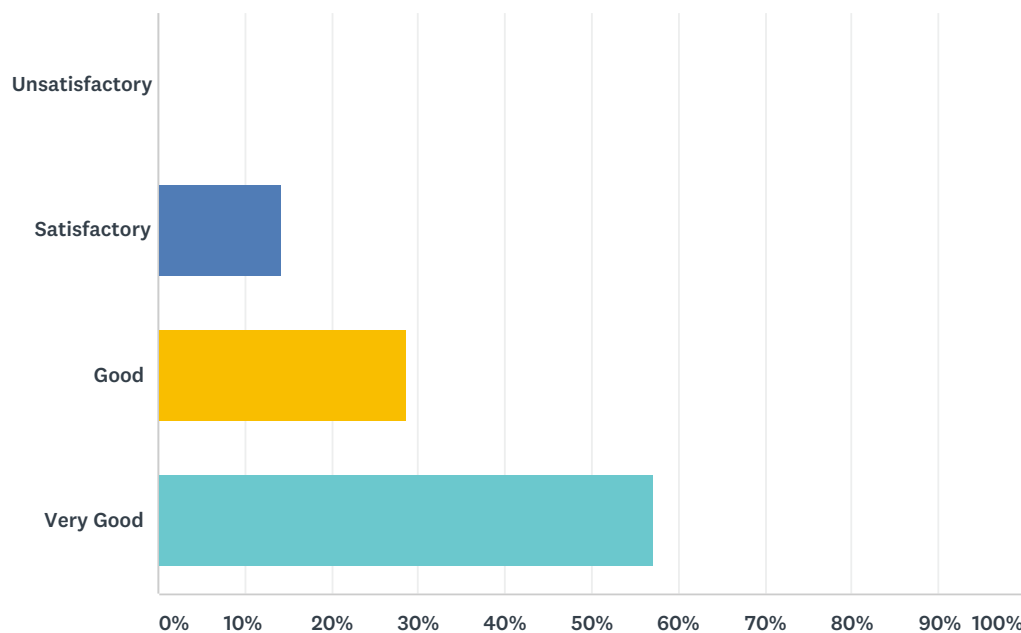
Answered: 7 Skipped: 0



ANSWER CHOICES		RESPONSES	
Unsatisfactory		0.00%	0
Satisfactory		0.00%	0
Good		42.86%	3
Very Good		57.14%	4
TOTAL			7

## Q5 What was the Availability and access to IT resources (lab, software, Internet, etc.) ?

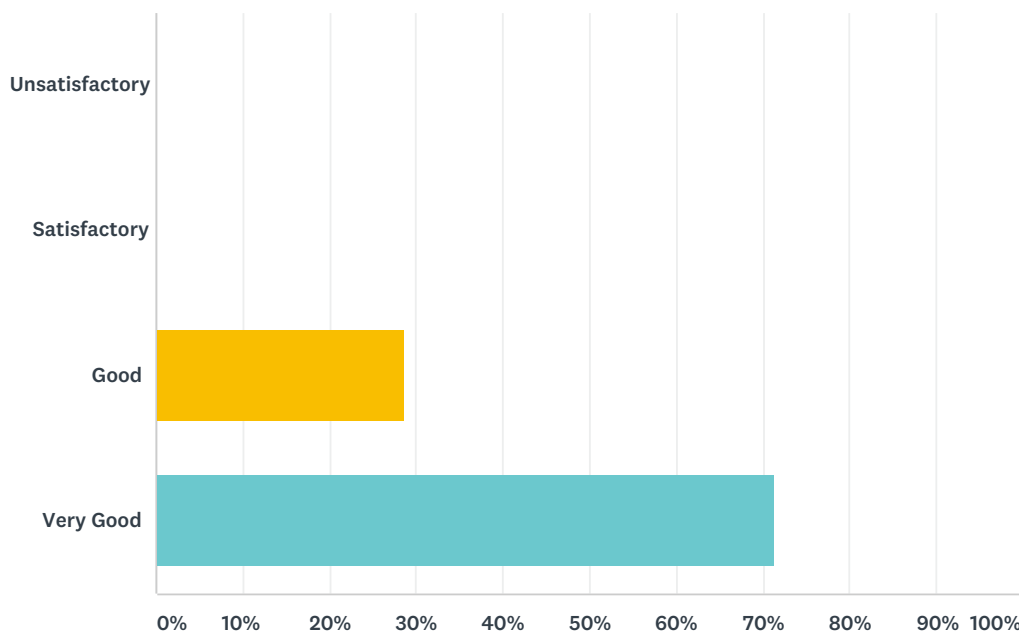
Answered: 7 Skipped: 0



ANSWER CHOICES	RESPONSES	
Unsatisfactory	0.00%	0
Satisfactory	14.29%	1
Good	28.57%	2
Very Good	57.14%	4
TOTAL		7

## Q6 What was the Relevance of the course in the context of overall program content

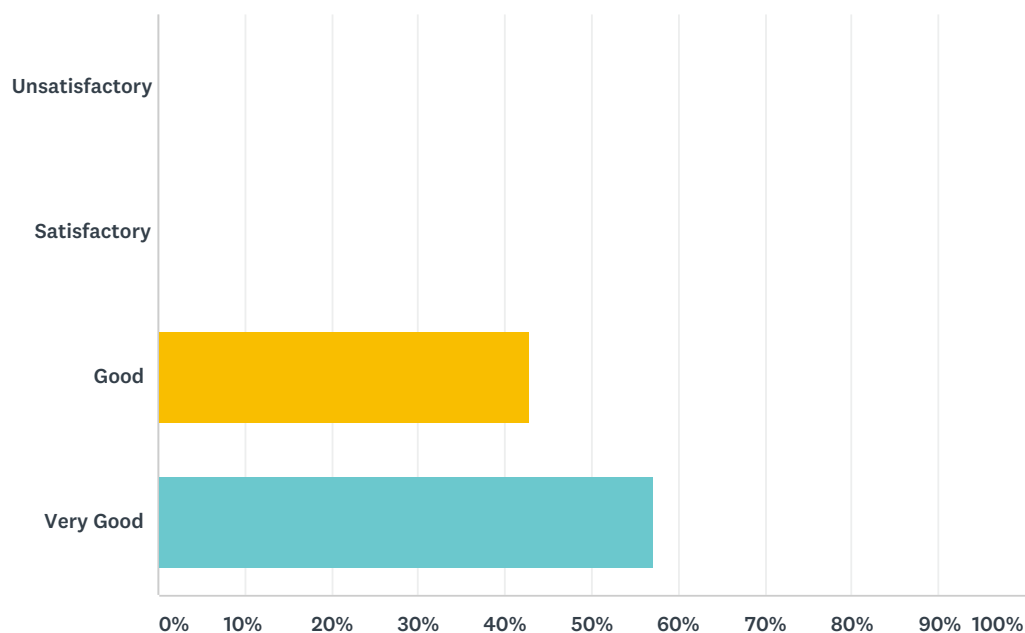
Answered: 7 Skipped: 0



ANSWER CHOICES	RESPONSES	
Unsatisfactory	0.00%	0
Satisfactory	0.00%	0
Good	28.57%	2
Very Good	71.43%	5
TOTAL		7

## Q7 What was the Relevance of the course to real life situations ?

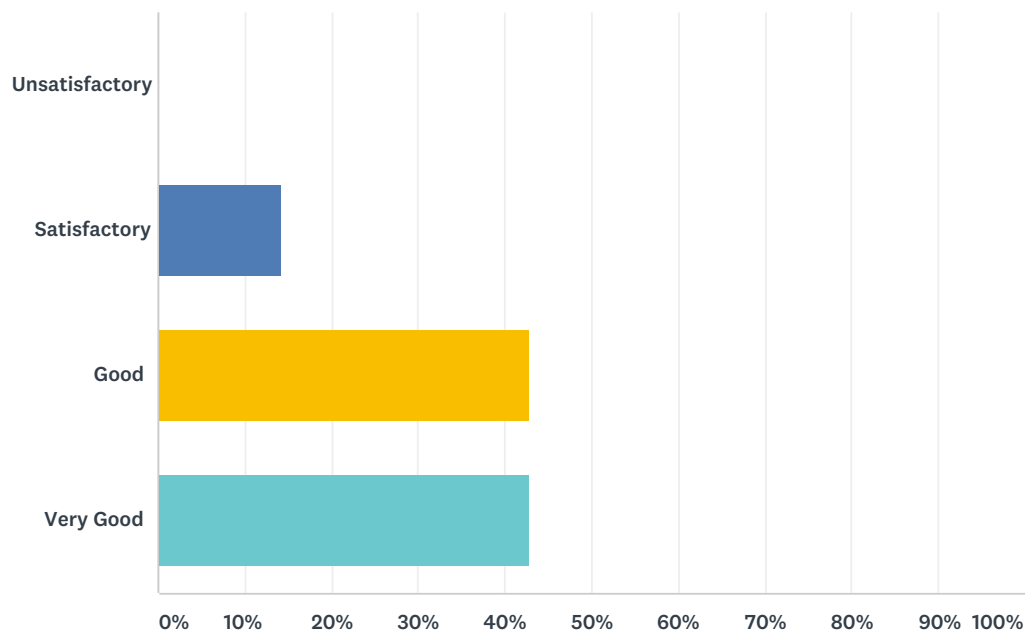
Answered: 7 Skipped: 0



ANSWER CHOICES		RESPONSES	
Unsatisfactory		0.00%	0
Satisfactory		0.00%	0
Good		42.86%	3
Very Good		57.14%	4
TOTAL			7

## Q8 What was the Quality of assignments/projects/tests ?

Answered: 7 Skipped: 0

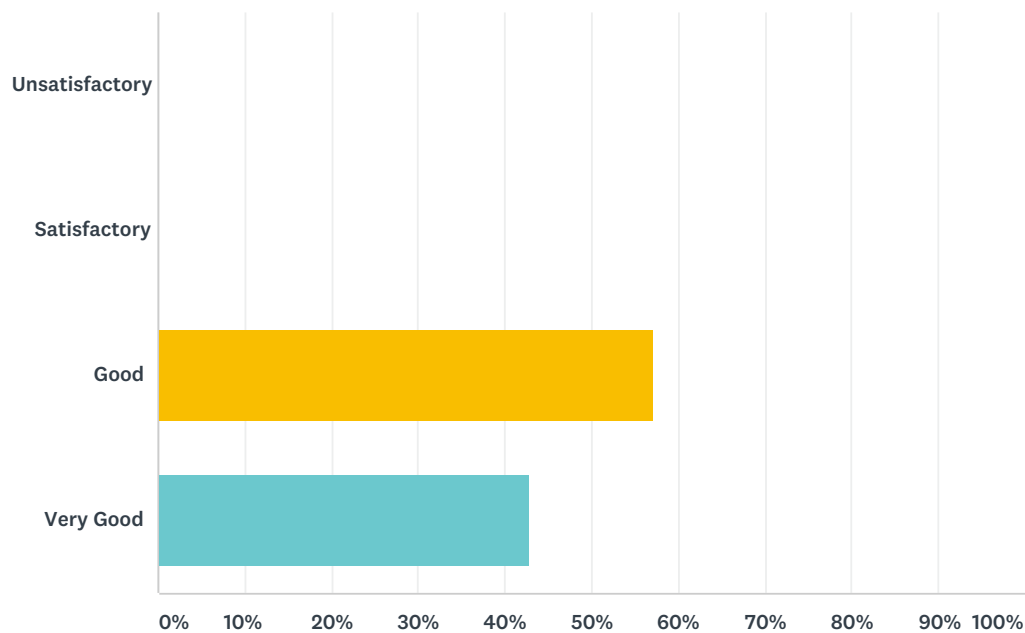


ANSWER CHOICES	RESPONSES	
Unsatisfactory	0.00%	0
Satisfactory	14.29%	1
Good	42.86%	3
Very Good	42.86%	3
TOTAL		7



## Q9 How would you state the Fairness of evaluation ?

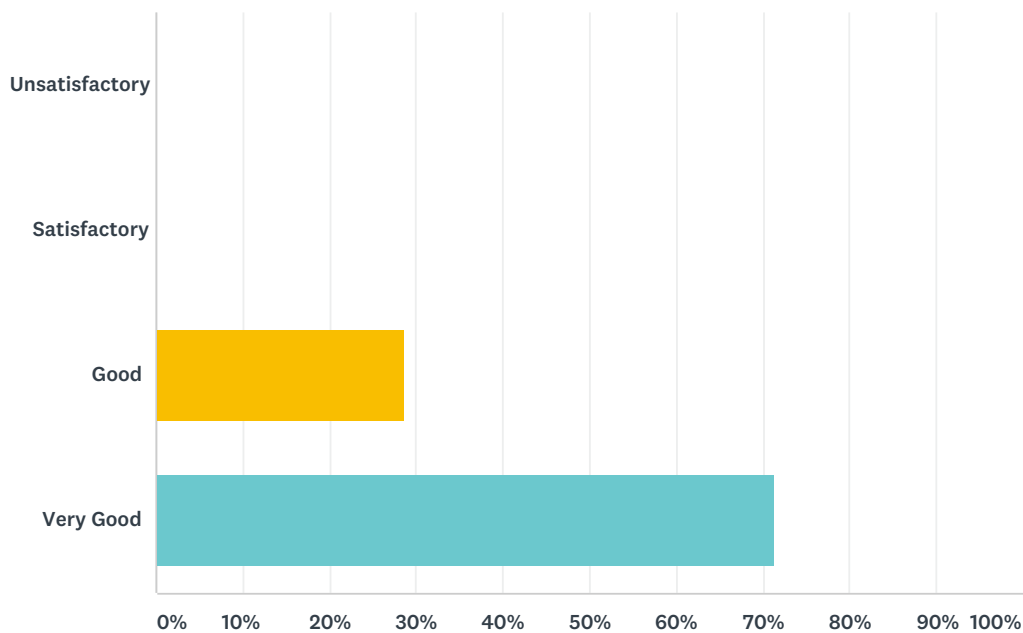
Answered: 7 Skipped: 0



ANSWER CHOICES		RESPONSES	
Unsatisfactory		0.00%	0
Satisfactory		0.00%	0
Good		57.14%	4
Very Good		42.86%	3
TOTAL			7

## Q10 What is your Overall rating of the course ?

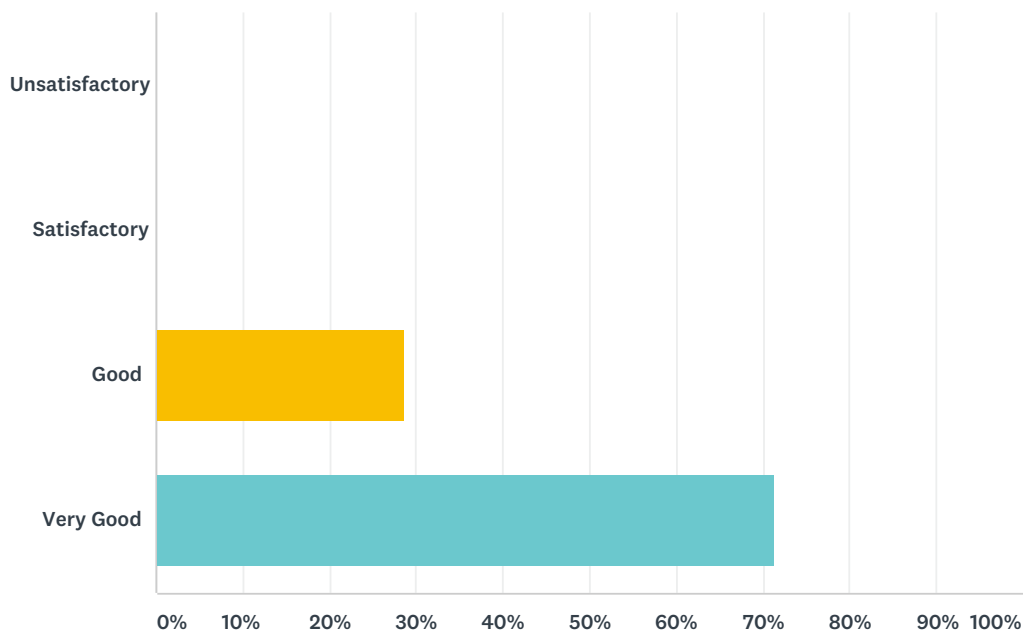
Answered: 7 Skipped: 0



ANSWER CHOICES		RESPONSES	
Unsatisfactory		0.00%	0
Satisfactory		0.00%	0
Good		28.57%	2
Very Good		71.43%	5
TOTAL			7

## Q11 The Knowledge-base of the teacher (as perceived by the student) is

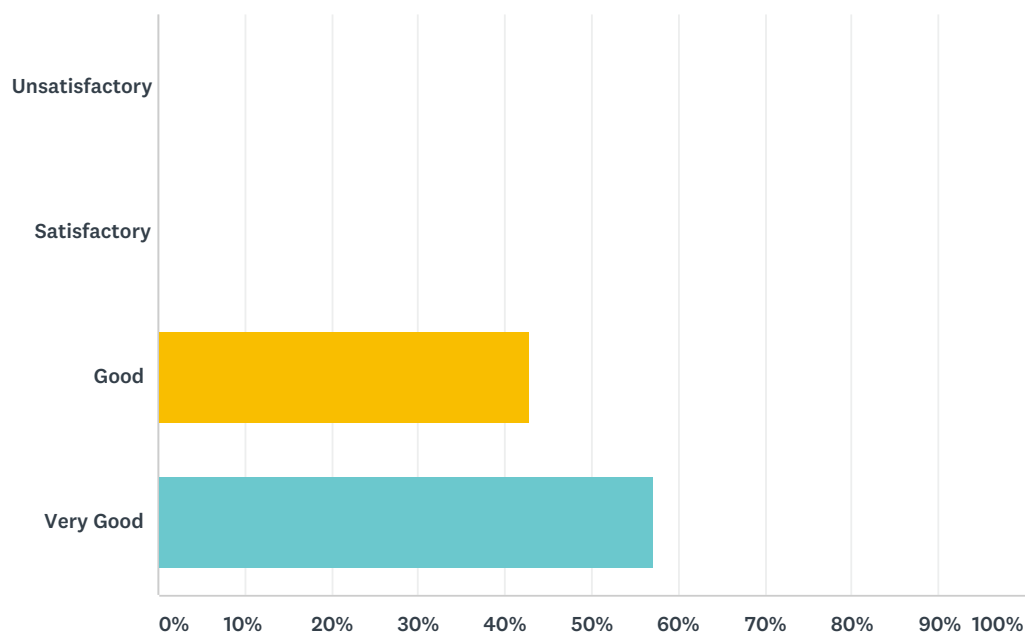
Answered: 7 Skipped: 0



ANSWER CHOICES		RESPONSES	
Unsatisfactory		0.00%	0
Satisfactory		0.00%	0
Good		28.57%	2
Very Good		71.43%	5
TOTAL			7

## Q12 The Communication skills of the teacher is

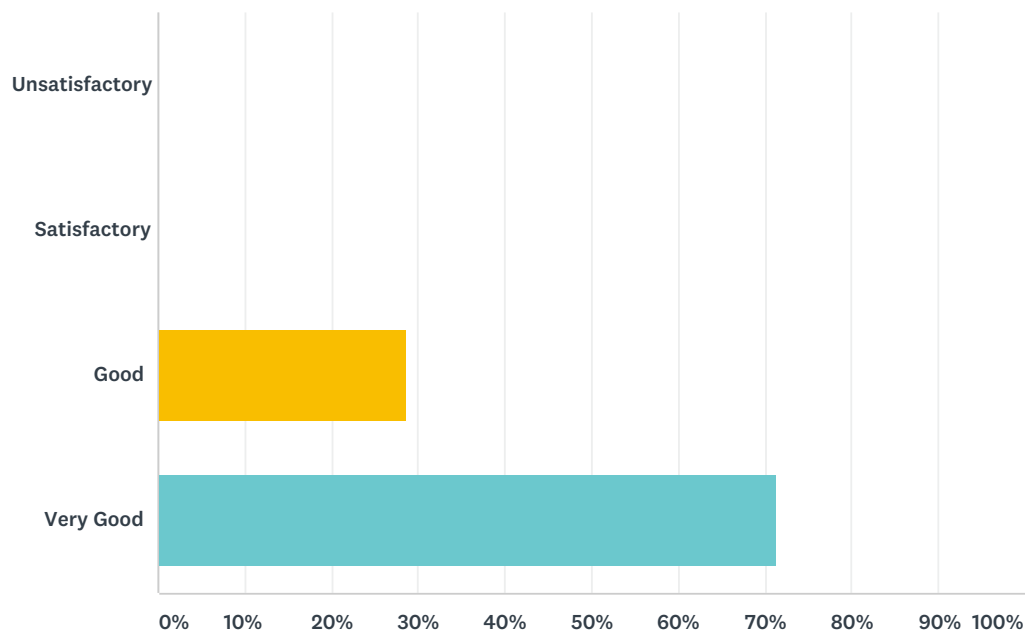
Answered: 7 Skipped: 0



ANSWER CHOICES	RESPONSES	
Unsatisfactory	0.00%	0
Satisfactory	0.00%	0
Good	42.86%	3
Very Good	57.14%	4
TOTAL		7

## Q13 The Sincerity/Commitment of the teacher is

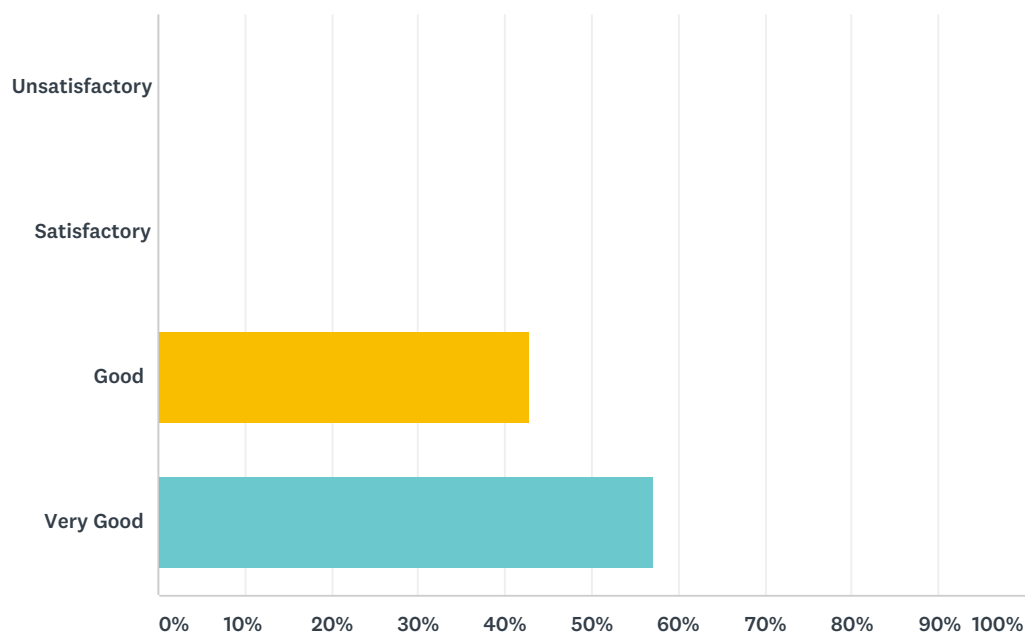
Answered: 7 Skipped: 0



ANSWER CHOICES	RESPONSES	
Unsatisfactory	0.00%	0
Satisfactory	0.00%	0
Good	28.57%	2
Very Good	71.43%	5
TOTAL		7

## Q14 The Interest Generated by Teacher is

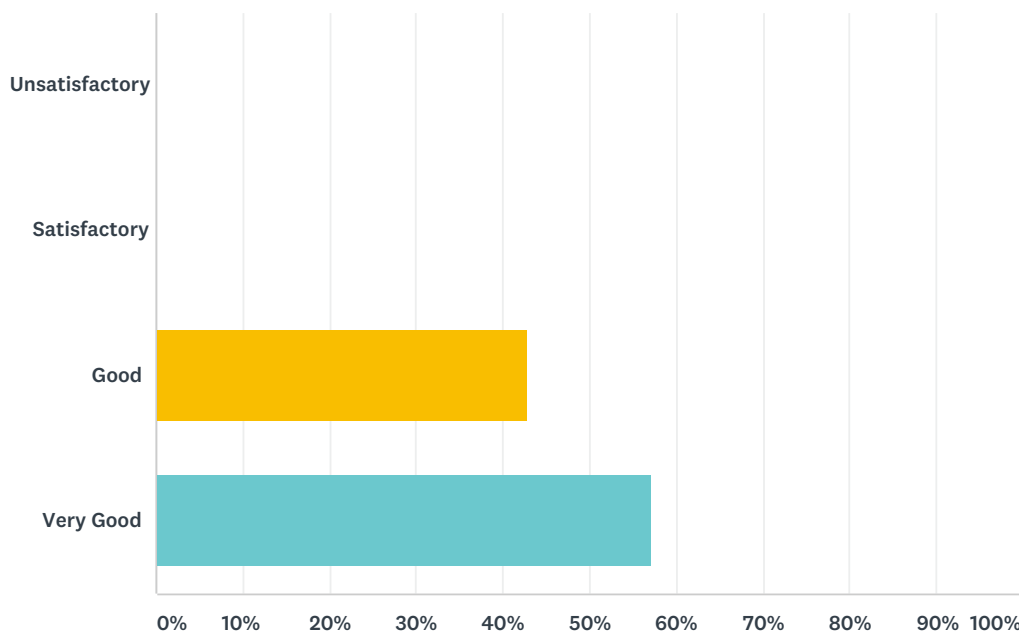
Answered: 7 Skipped: 0



ANSWER CHOICES		RESPONSES	
Unsatisfactory		0.00%	0
Satisfactory		0.00%	0
Good		42.86%	3
Very Good		57.14%	4
TOTAL			7

## Q15 The Encouragement by the teacher for participation by students during the classes is

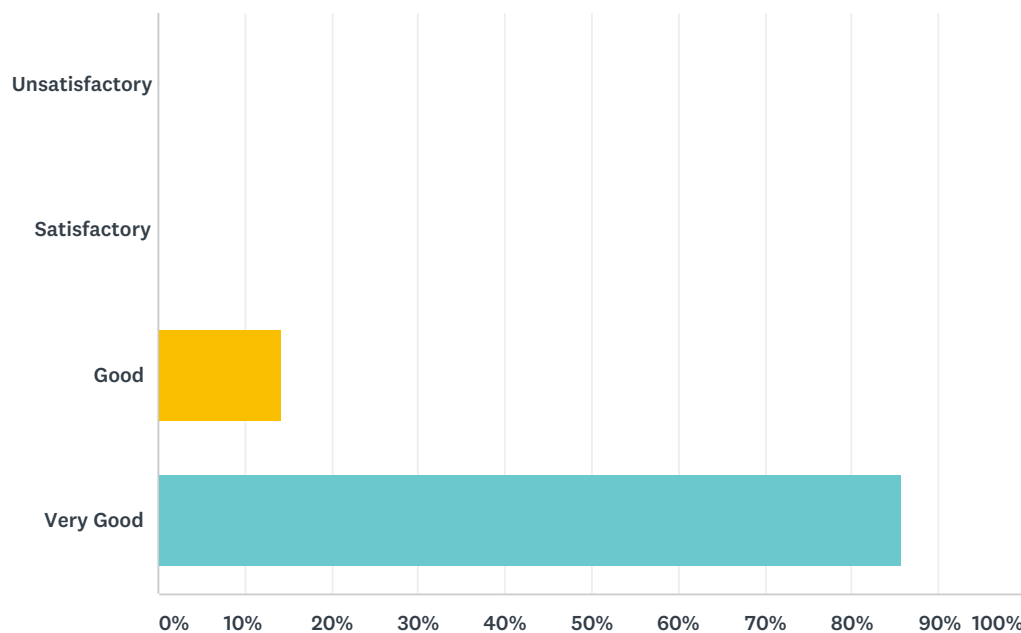
Answered: 7 Skipped: 0



ANSWER CHOICES	RESPONSES	
Unsatisfactory	0.00%	0
Satisfactory	0.00%	0
Good	42.86%	3
Very Good	57.14%	4
TOTAL		7

## Q16 The Ability to integrate course material with other courses in the programme is

Answered: 7 Skipped: 0

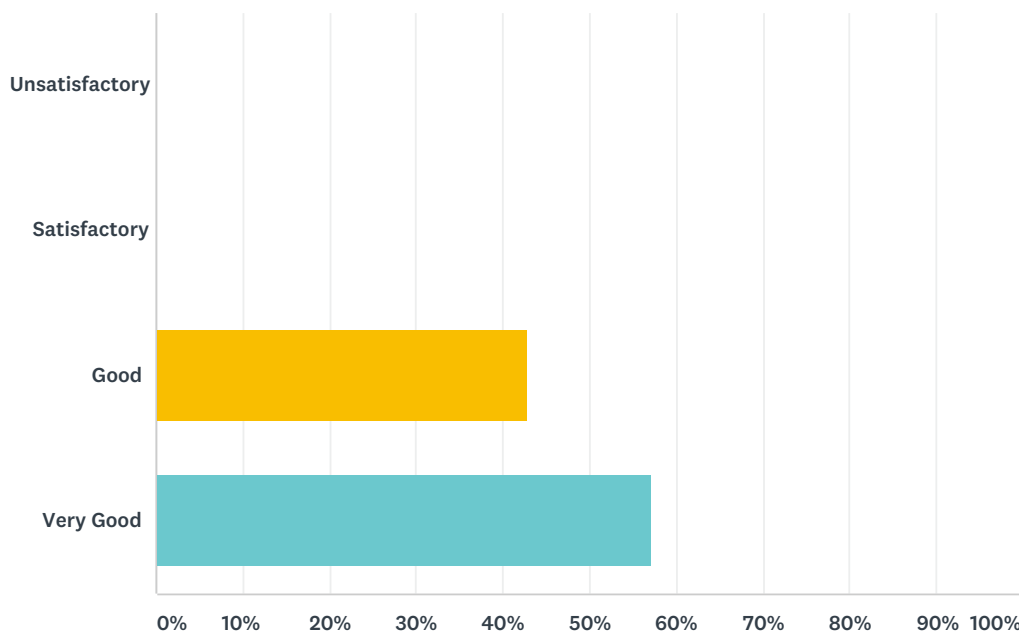


ANSWER CHOICES	RESPONSES	
Unsatisfactory	0.00%	0
Satisfactory	0.00%	0
Good	14.29%	1
Very Good	85.71%	6
TOTAL		7



## Q17 The Ability to design tests/assignments/examinations, etc. to evaluate students' understanding of the course is

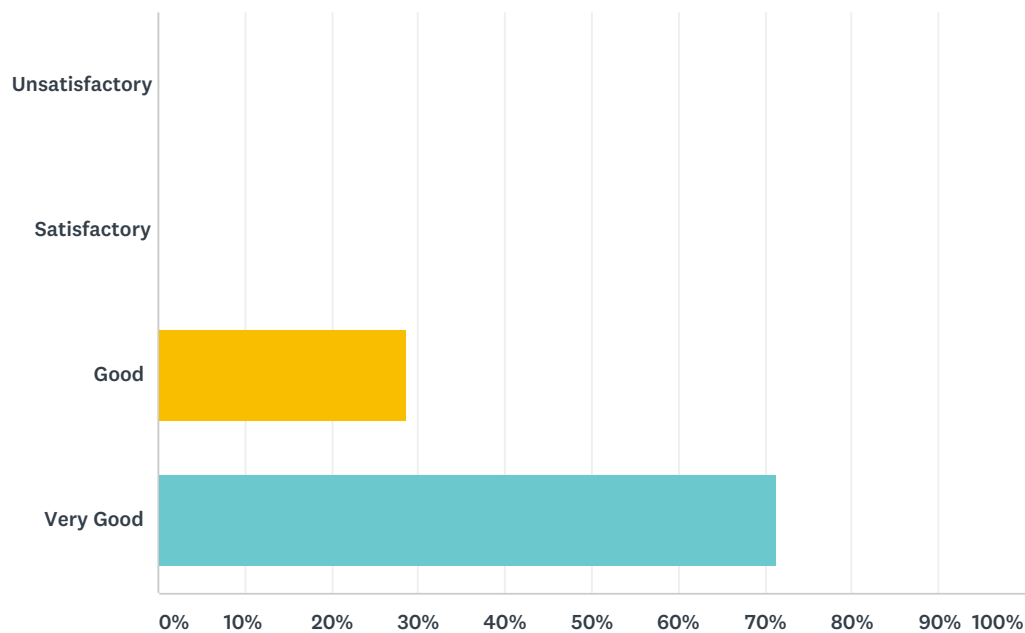
Answered: 7 Skipped: 0



ANSWER CHOICES	RESPONSES	
Unsatisfactory	0.00%	0
Satisfactory	0.00%	0
Good	42.86%	3
Very Good	57.14%	4
TOTAL		7

## Q18 The General behaviour and attitude is

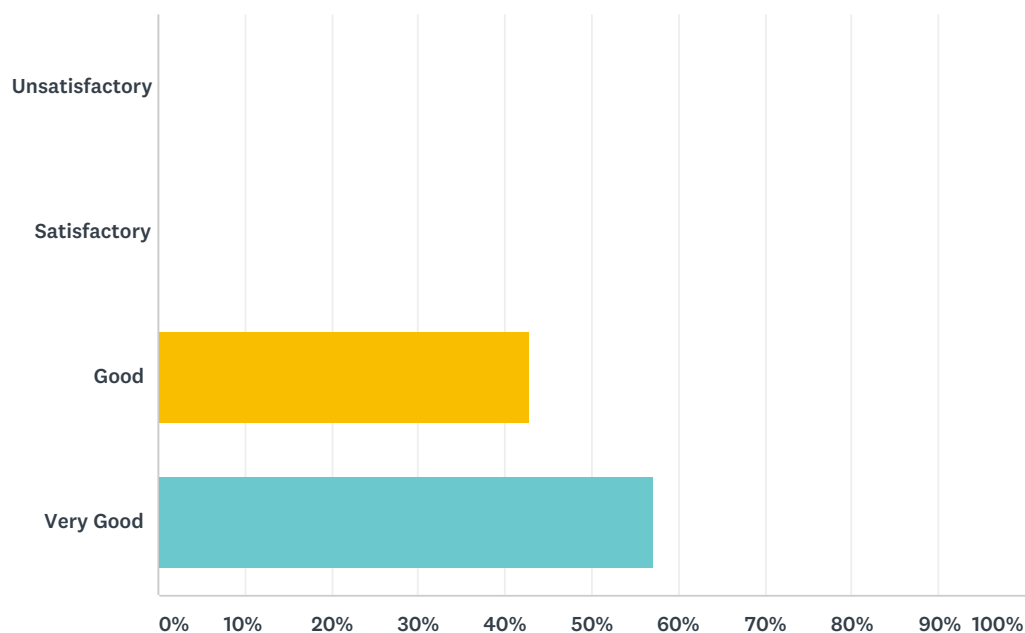
Answered: 7 Skipped: 0



ANSWER CHOICES		RESPONSES	
Unsatisfactory		0.00%	0
Satisfactory		0.00%	0
Good		28.57%	2
Very Good		71.43%	5
TOTAL			7

## Q19 The Accessibility of the teacher beyond the class hour is

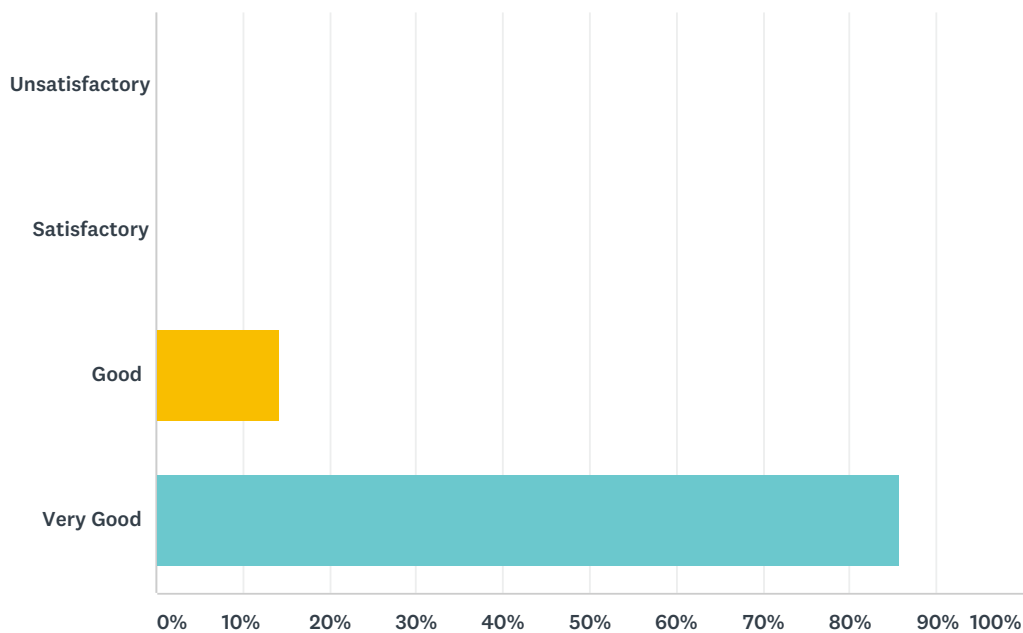
Answered: 7 Skipped: 0



ANSWER CHOICES	RESPONSES	
Unsatisfactory	0.00%	0
Satisfactory	0.00%	0
Good	42.86%	3
Very Good	57.14%	4
TOTAL		7

## Q20 The Ability to act as an advisor and mentor is

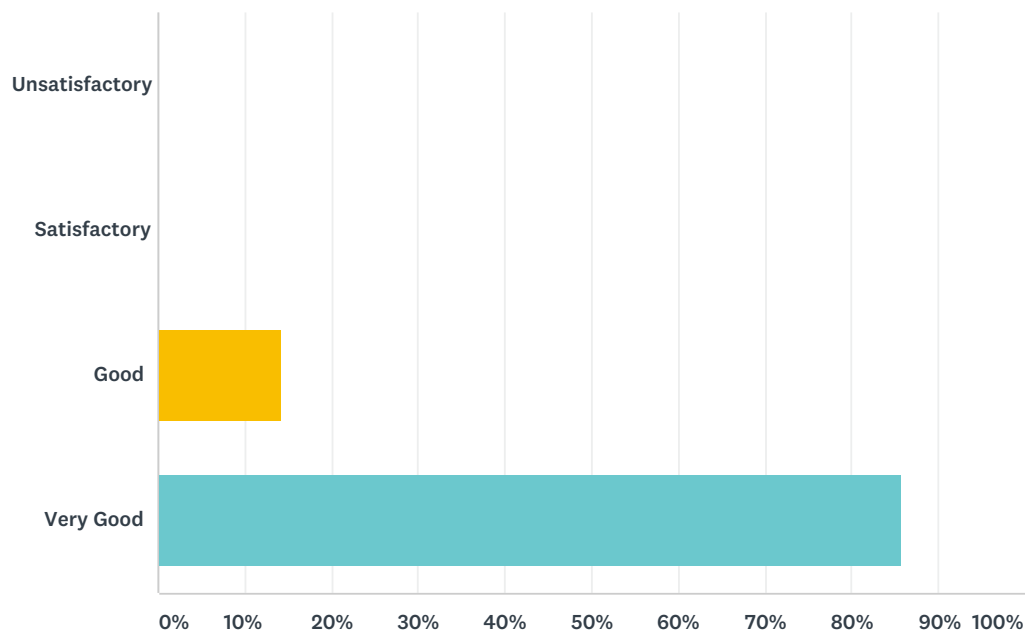
Answered: 7 Skipped: 0



ANSWER CHOICES		RESPONSES	
Unsatisfactory		0.00%	0
Satisfactory		0.00%	0
Good		14.29%	1
Very Good		85.71%	6
TOTAL			7

## Q21 The Overall rating is

Answered: 7 Skipped: 0



ANSWER CHOICES	RESPONSES	
Unsatisfactory	0.00%	0
Satisfactory	0.00%	0
Good	14.29%	1
Very Good	85.71%	6
TOTAL		7