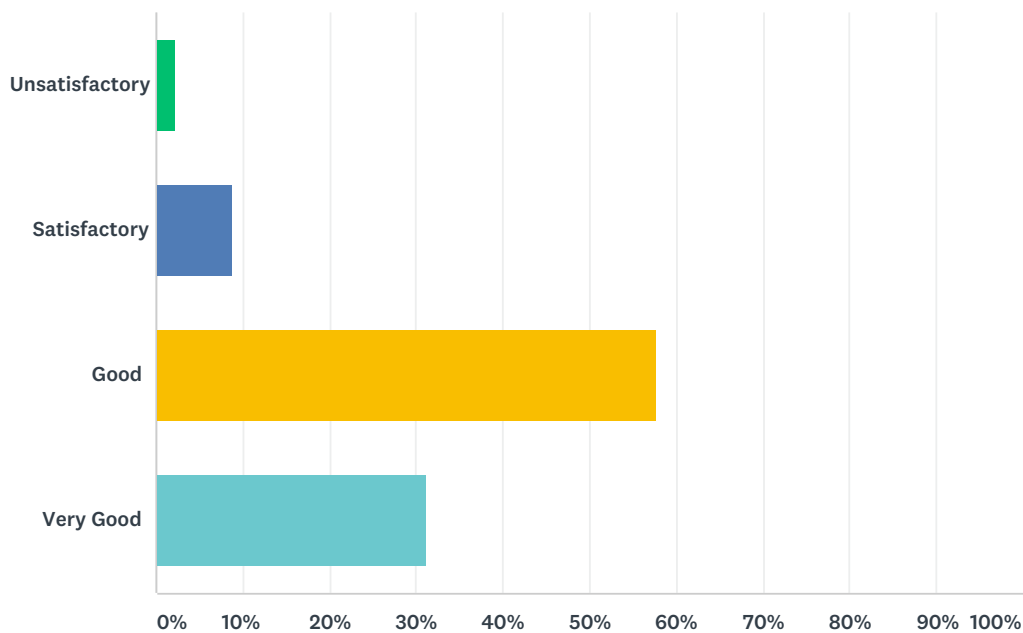


## Q1 1. What was Quality of the Academic Content of the course

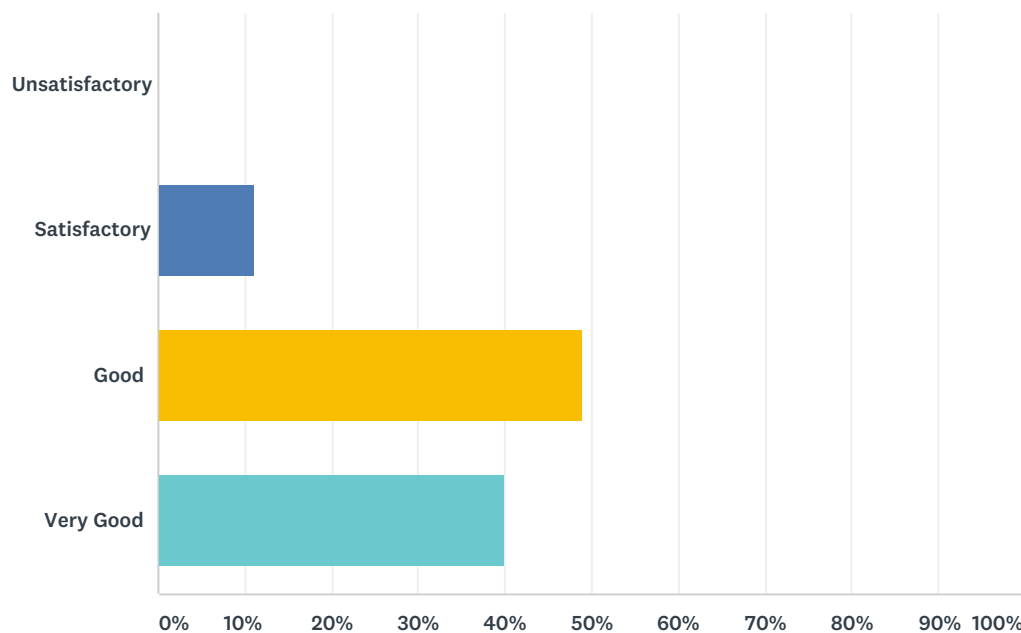
Answered: 45 Skipped: 0



ANSWER CHOICES	RESPONSES	
Unsatisfactory	2.22%	1
Satisfactory	8.89%	4
Good	57.78%	26
Very Good	31.11%	14
TOTAL		45

## Q2 What were the Learning Values from this course (in terms of knowledge, concepts, manual skills, analytical ability) ?

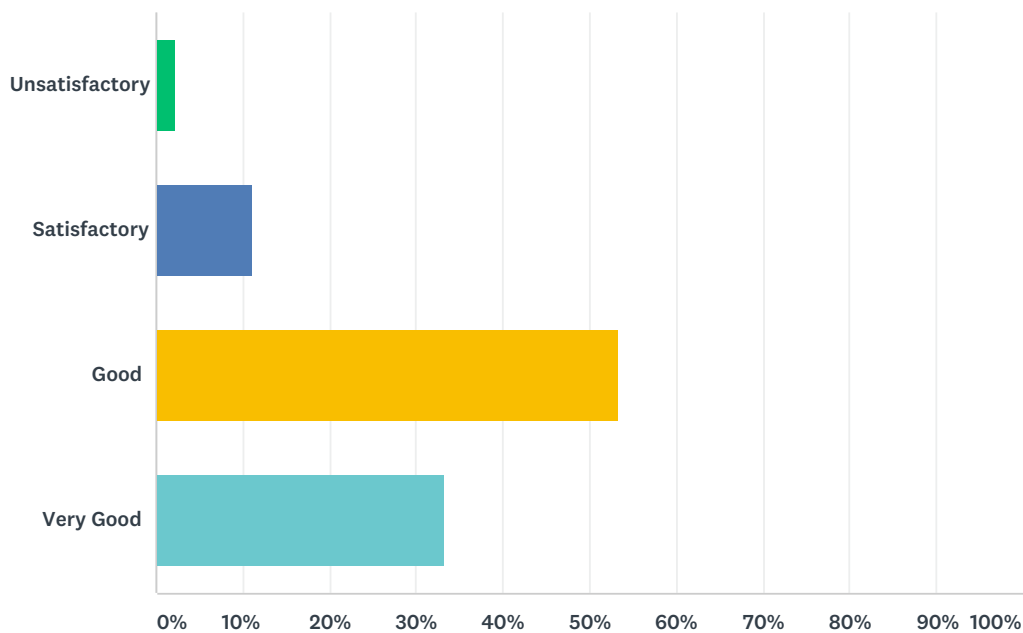
Answered: 45 Skipped: 0



ANSWER CHOICES	RESPONSES	
Unsatisfactory	0.00%	0
Satisfactory	11.11%	5
Good	48.89%	22
Very Good	40.00%	18
TOTAL		45

### Q3 What was extent of coverage of the course in the class ?

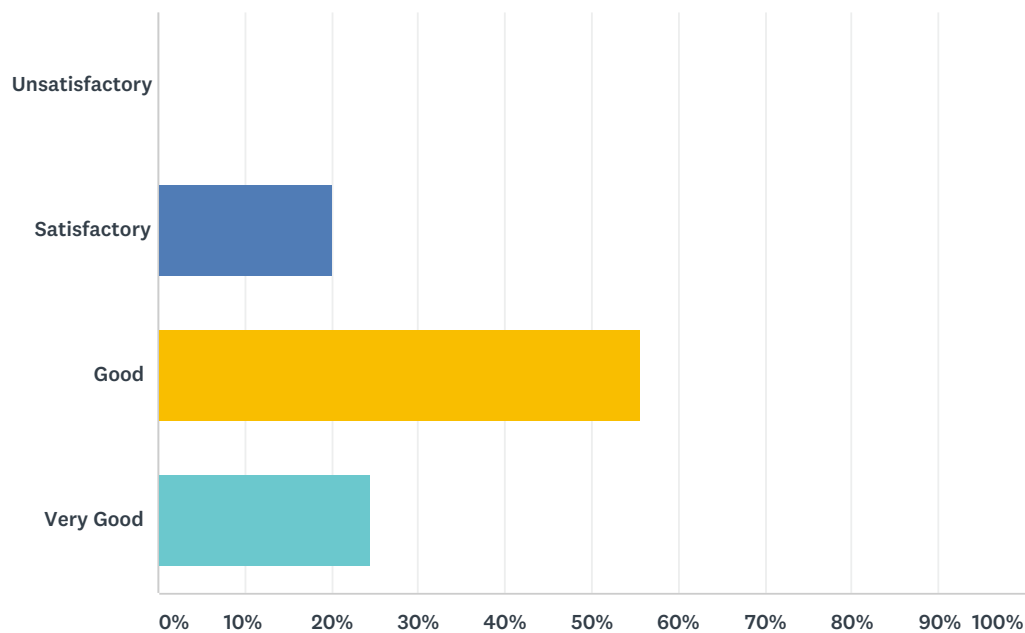
Answered: 45 Skipped: 0



ANSWER CHOICES	RESPONSES	
Unsatisfactory	2.22%	1
Satisfactory	11.11%	5
Good	53.33%	24
Very Good	33.33%	15
TOTAL		45

## Q4 What was the Availability and access to relevant library resources ?

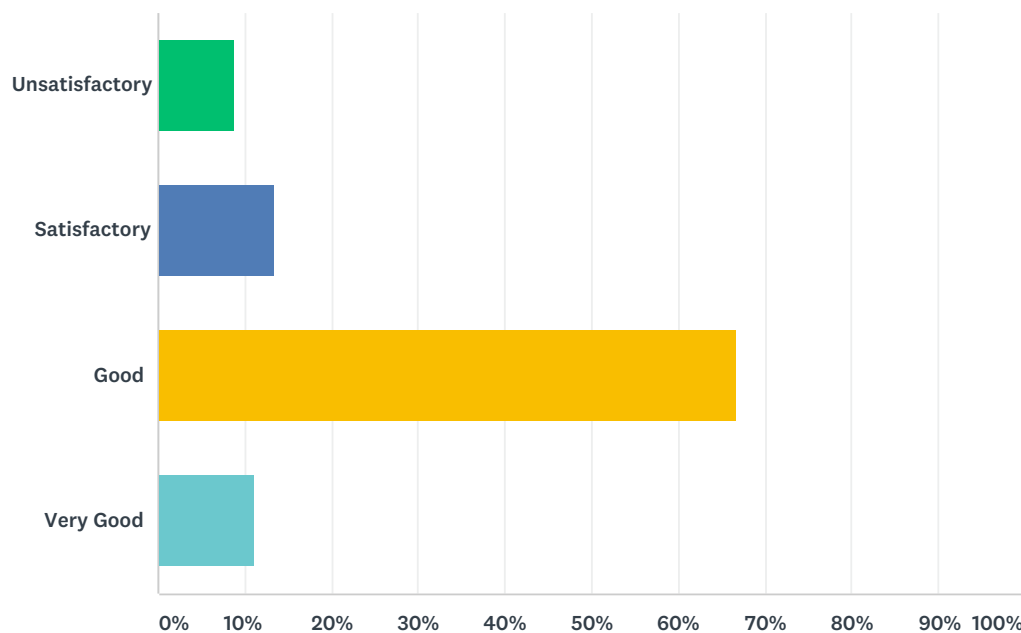
Answered: 45 Skipped: 0



ANSWER CHOICES	RESPONSES	
Unsatisfactory	0.00%	0
Satisfactory	20.00%	9
Good	55.56%	25
Very Good	24.44%	11
TOTAL		45

## Q5 What was the Availability and access to IT resources (lab, software, Internet, etc.) ?

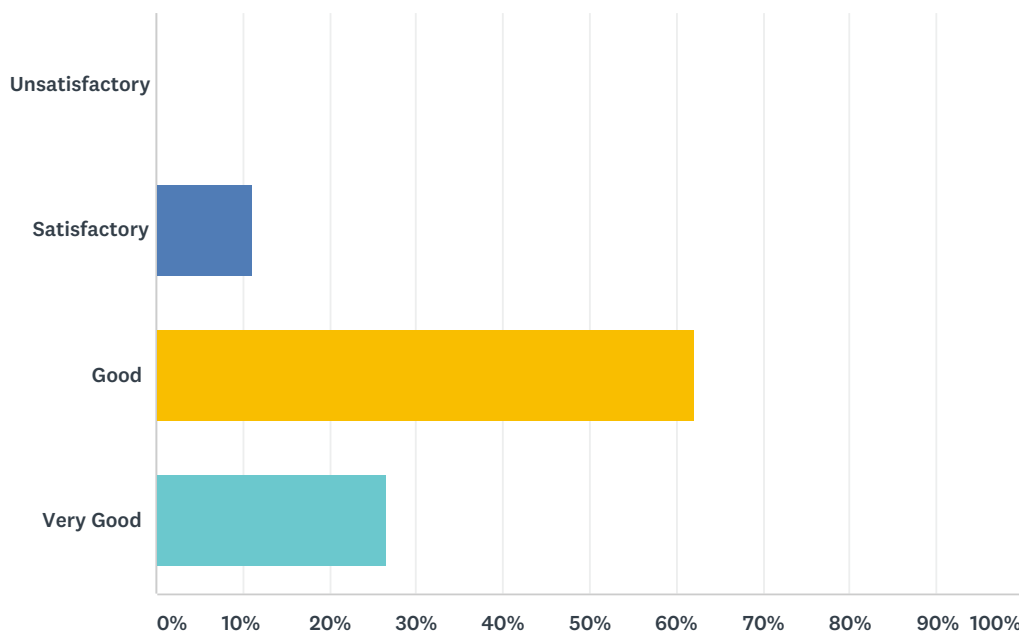
Answered: 45 Skipped: 0



ANSWER CHOICES	RESPONSES	
Unsatisfactory	8.89%	4
Satisfactory	13.33%	6
Good	66.67%	30
Very Good	11.11%	5
TOTAL		45

## Q6 What was the Relevance of the course in the context of overall program content

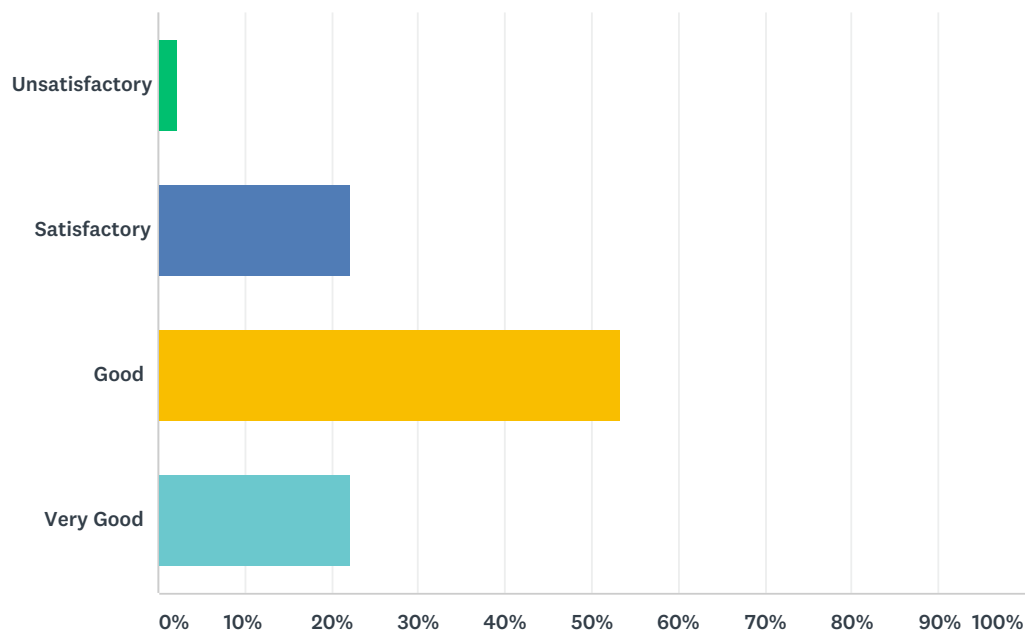
Answered: 45 Skipped: 0



ANSWER CHOICES	RESPONSES	
Unsatisfactory	0.00%	0
Satisfactory	11.11%	5
Good	62.22%	28
Very Good	26.67%	12
TOTAL		45

## Q7 What was the Relevance of the course to real life situations ?

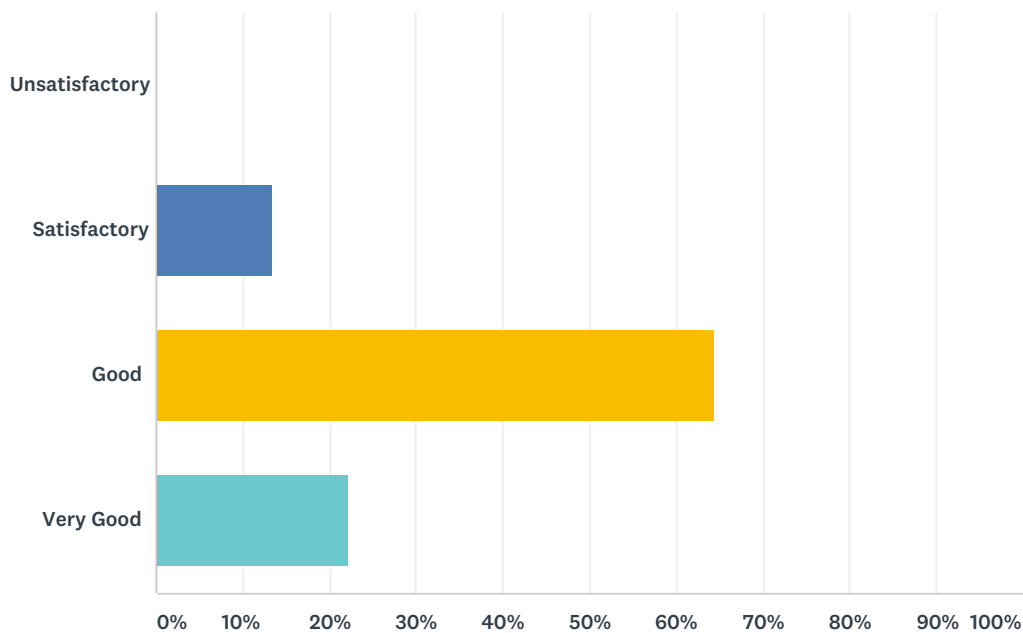
Answered: 45 Skipped: 0



ANSWER CHOICES	RESPONSES	
Unsatisfactory	2.22%	1
Satisfactory	22.22%	10
Good	53.33%	24
Very Good	22.22%	10
TOTAL		45

## Q8 What was the Quality of assignments/projects/tests ?

Answered: 45 Skipped: 0

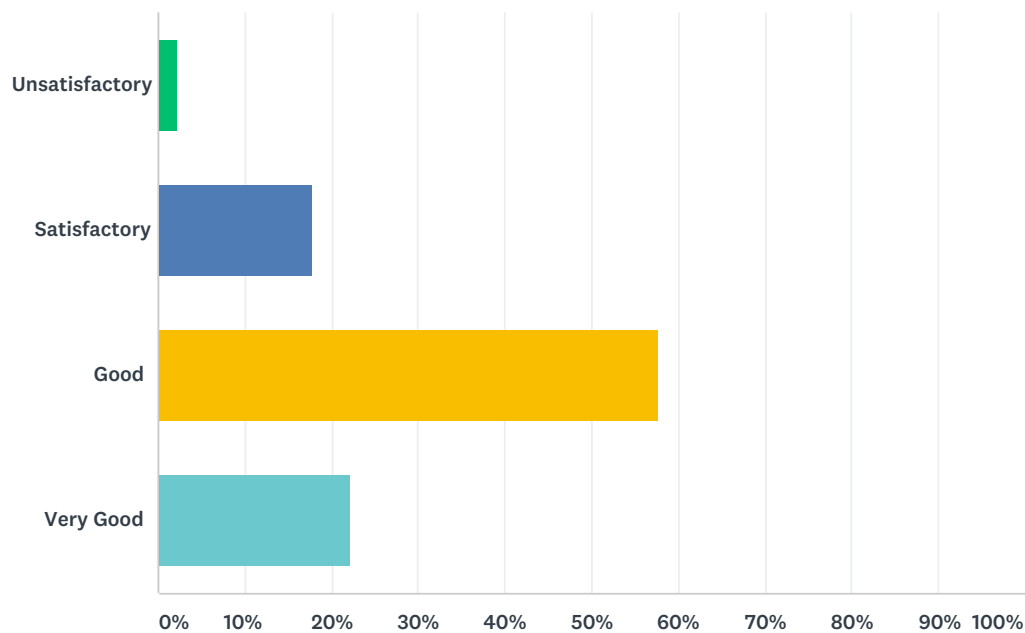


ANSWER CHOICES	RESPONSES	
Unsatisfactory	0.00%	0
Satisfactory	13.33%	6
Good	64.44%	29
Very Good	22.22%	10
TOTAL		45



## Q9 How would you state the Fairness of evaluation ?

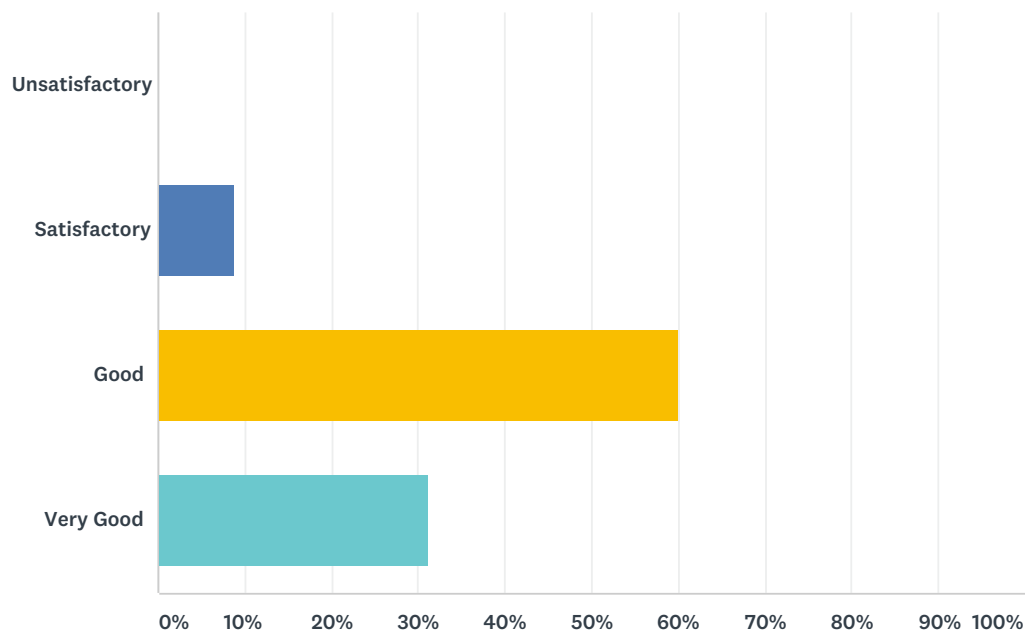
Answered: 45 Skipped: 0



ANSWER CHOICES	RESPONSES	
Unsatisfactory	2.22%	1
Satisfactory	17.78%	8
Good	57.78%	26
Very Good	22.22%	10
TOTAL		45

## Q10 What is your Overall rating of the course ?

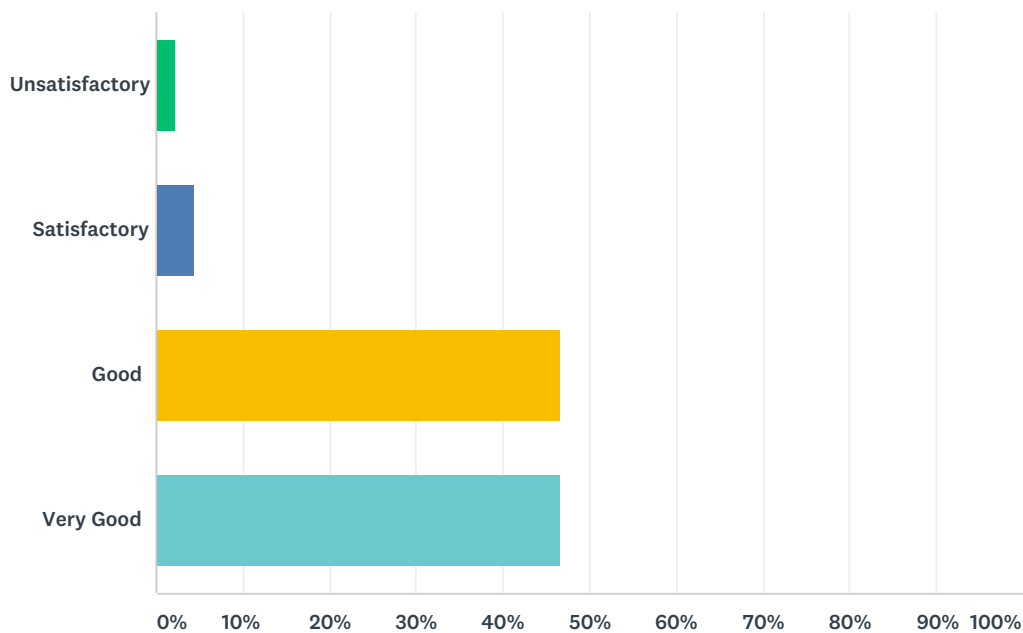
Answered: 45 Skipped: 0



ANSWER CHOICES	RESPONSES	
Unsatisfactory	0.00%	0
Satisfactory	8.89%	4
Good	60.00%	27
Very Good	31.11%	14
TOTAL		45

## Q11 The Knowledge-base of the teacher (as perceived by the student) is

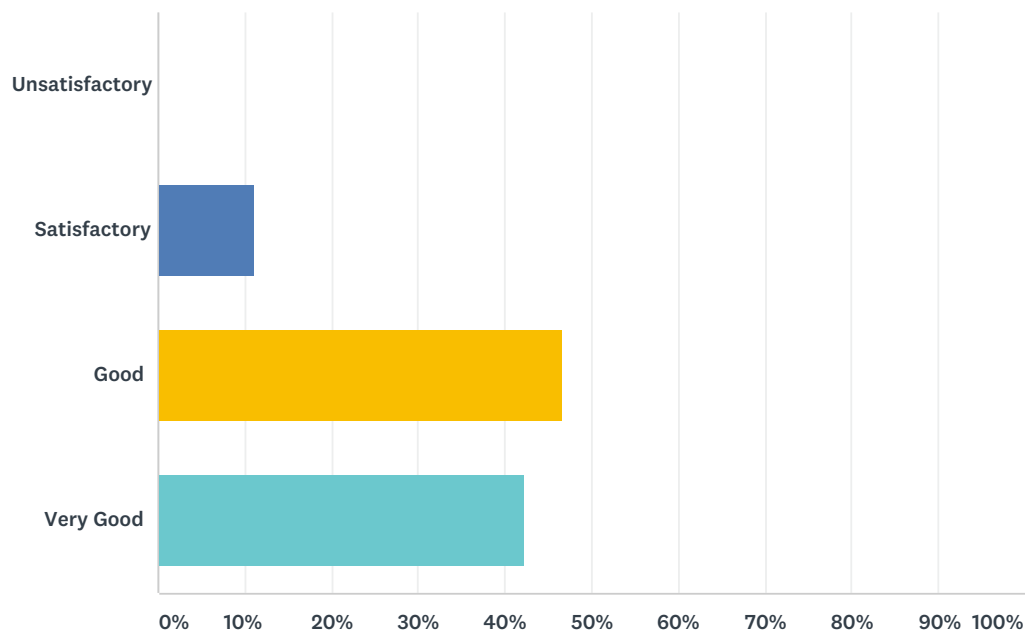
Answered: 45 Skipped: 0



ANSWER CHOICES	RESPONSES	
Unsatisfactory	2.22%	1
Satisfactory	4.44%	2
Good	46.67%	21
Very Good	46.67%	21
TOTAL		45

## Q12 The Communication skills of the teacher is

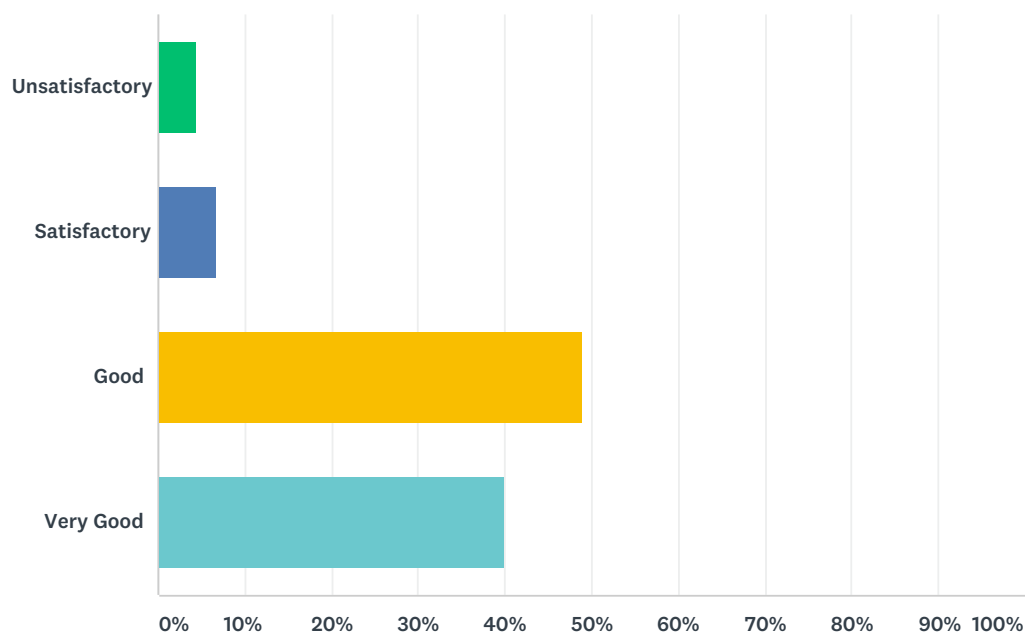
Answered: 45 Skipped: 0



ANSWER CHOICES	RESPONSES	
Unsatisfactory	0.00%	0
Satisfactory	11.11%	5
Good	46.67%	21
Very Good	42.22%	19
TOTAL		45

## Q13 The Sincerity/Commitment of the teacher is

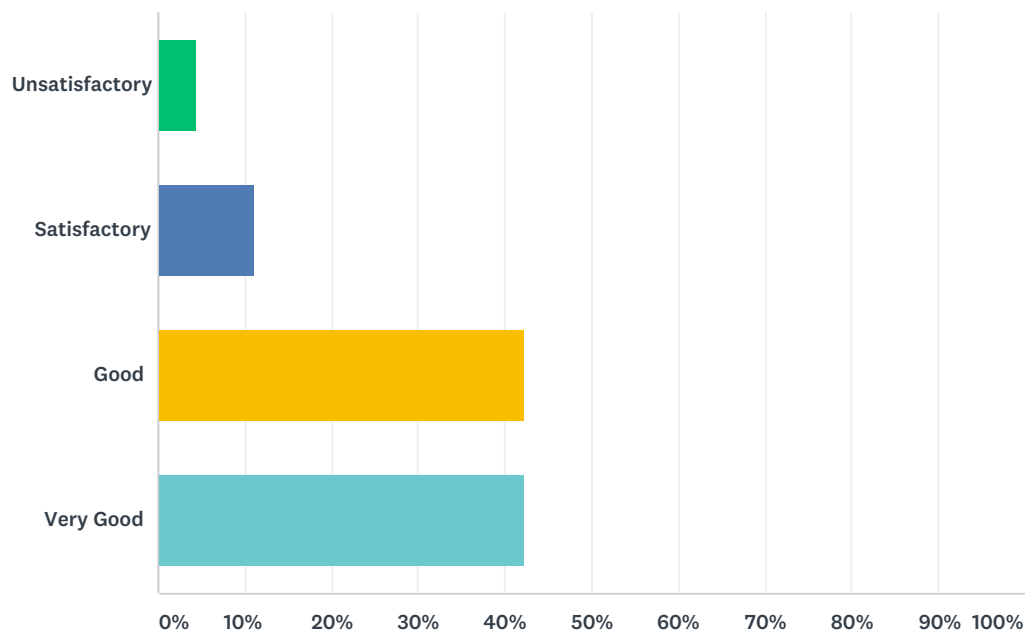
Answered: 45 Skipped: 0



ANSWER CHOICES	RESPONSES	
Unsatisfactory	4.44%	2
Satisfactory	6.67%	3
Good	48.89%	22
Very Good	40.00%	18
TOTAL		45

## Q14 The Interest Generated by Teacher is

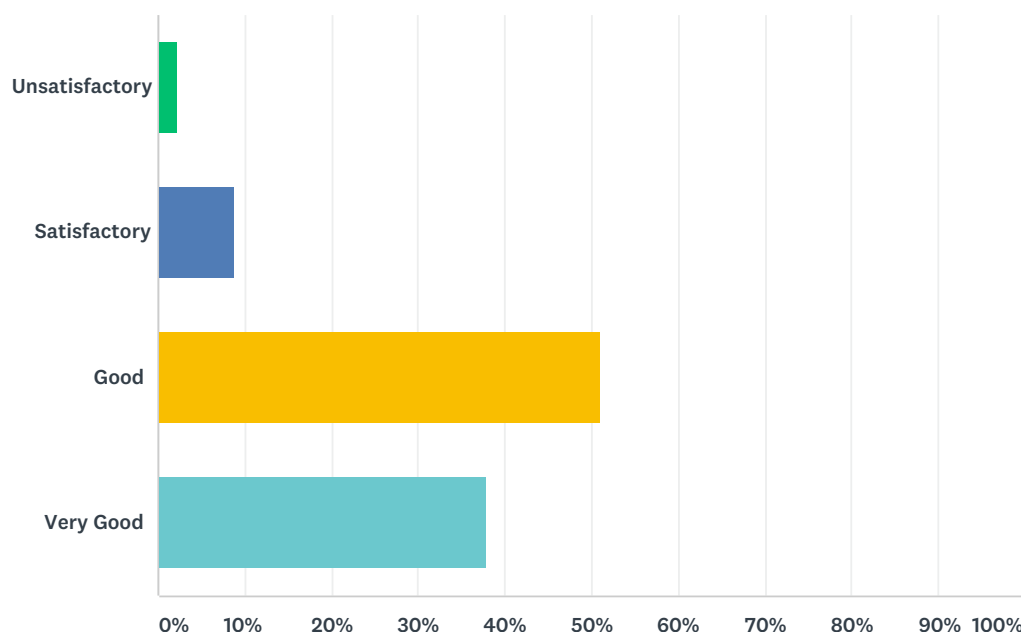
Answered: 45 Skipped: 0



ANSWER CHOICES	RESPONSES	
Unsatisfactory	4.44%	2
Satisfactory	11.11%	5
Good	42.22%	19
Very Good	42.22%	19
TOTAL		45

## Q15 The Encouragement by the teacher for participation by students during the classes is

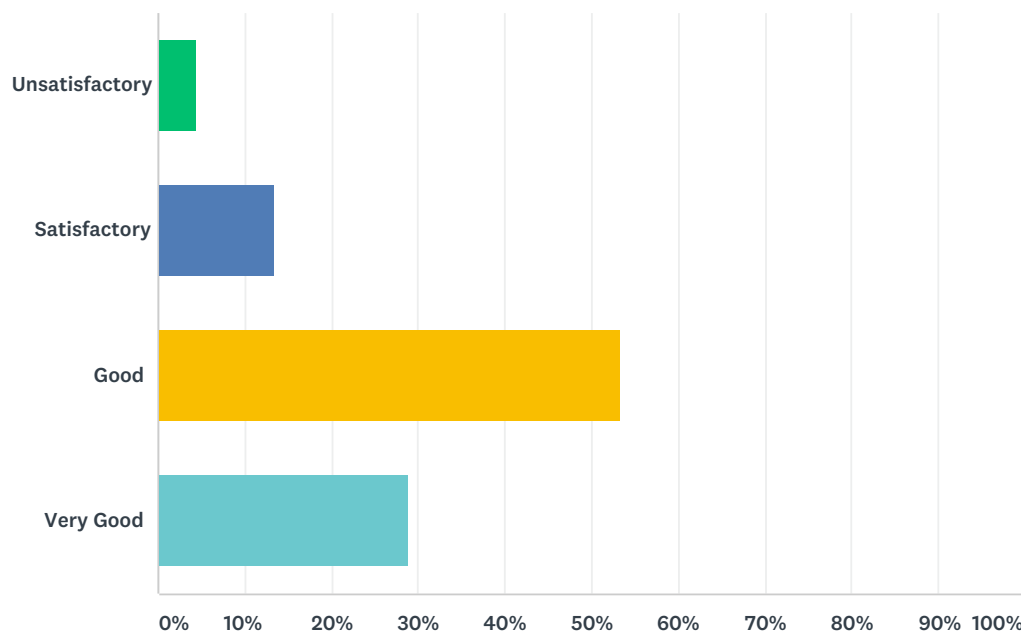
Answered: 45 Skipped: 0



ANSWER CHOICES	RESPONSES	
Unsatisfactory	2.22%	1
Satisfactory	8.89%	4
Good	51.11%	23
Very Good	37.78%	17
TOTAL		45

## Q16 The Ability to integrate course material with other courses in the programme is

Answered: 45 Skipped: 0

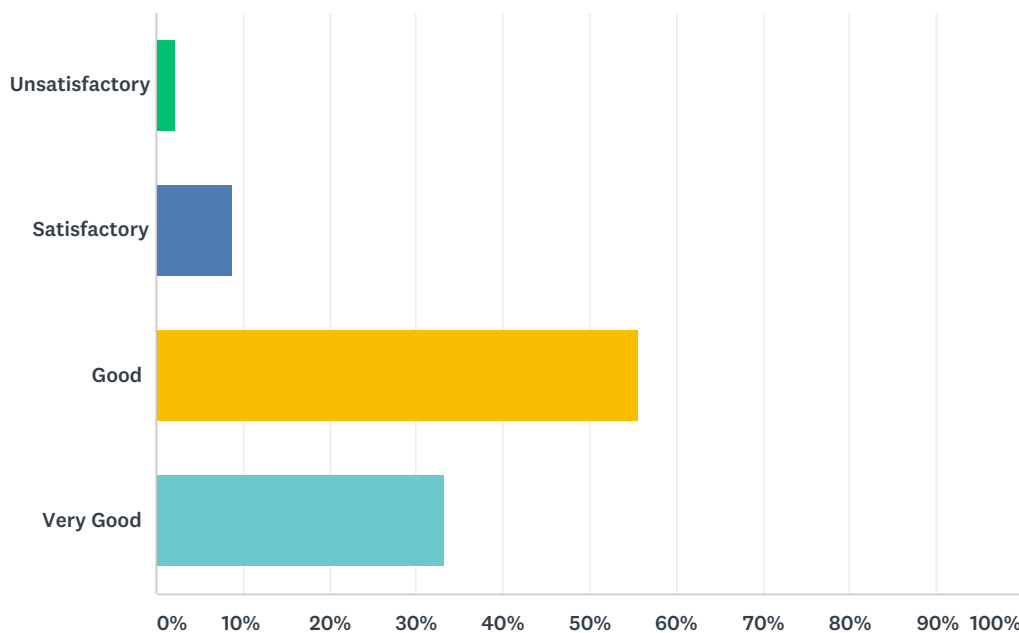


ANSWER CHOICES	RESPONSES	
Unsatisfactory	4.44%	2
Satisfactory	13.33%	6
Good	53.33%	24
Very Good	28.89%	13
TOTAL		45



## Q17 The Ability to design tests/assignments/examinations, etc. to evaluate students' understanding of the course is

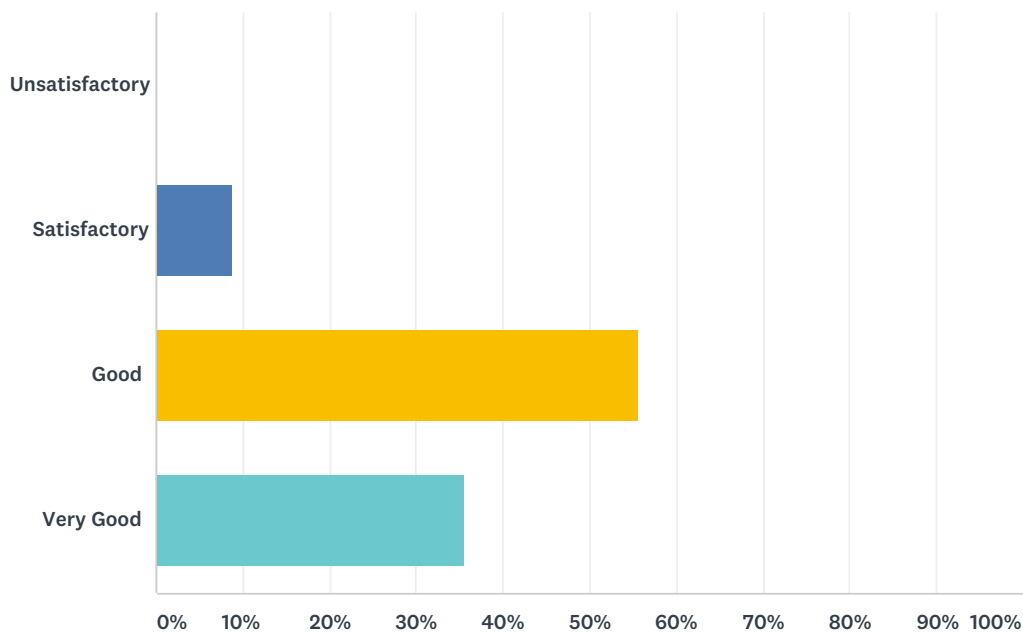
Answered: 45 Skipped: 0



ANSWER CHOICES	RESPONSES	
Unsatisfactory	2.22%	1
Satisfactory	8.89%	4
Good	55.56%	25
Very Good	33.33%	15
TOTAL		45

## Q18 The General behaviour and attitude is

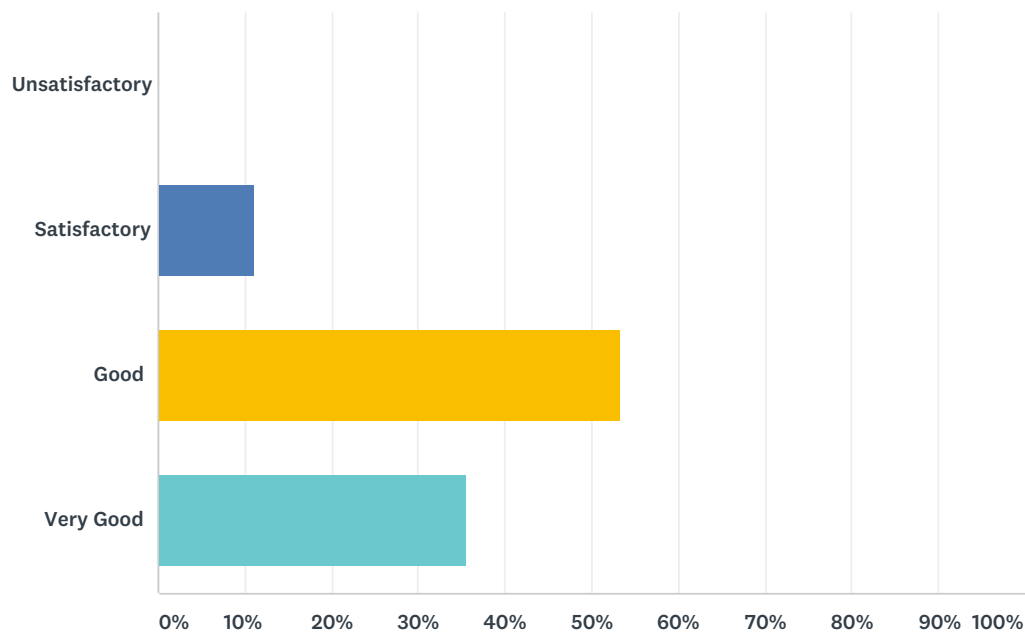
Answered: 45 Skipped: 0



ANSWER CHOICES	RESPONSES	
Unsatisfactory	0.00%	0
Satisfactory	8.89%	4
Good	55.56%	25
Very Good	35.56%	16
TOTAL		45

## Q19 The Accessibility of the teacher beyond the class hour is

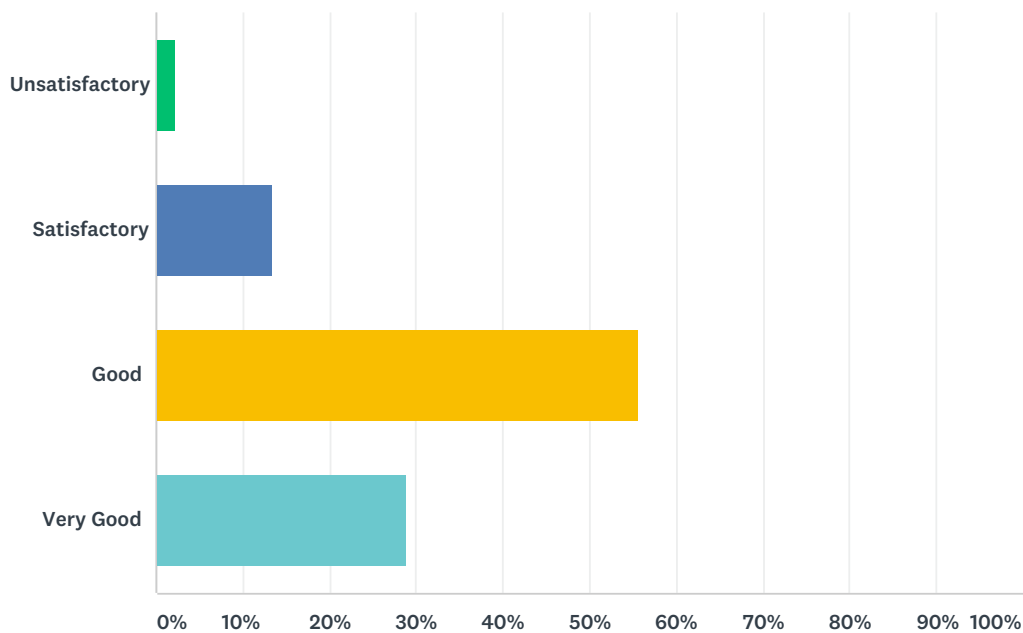
Answered: 45 Skipped: 0



ANSWER CHOICES	RESPONSES	
Unsatisfactory	0.00%	0
Satisfactory	11.11%	5
Good	53.33%	24
Very Good	35.56%	16
TOTAL		45

## Q20 The Ability to act as an advisor and mentor is

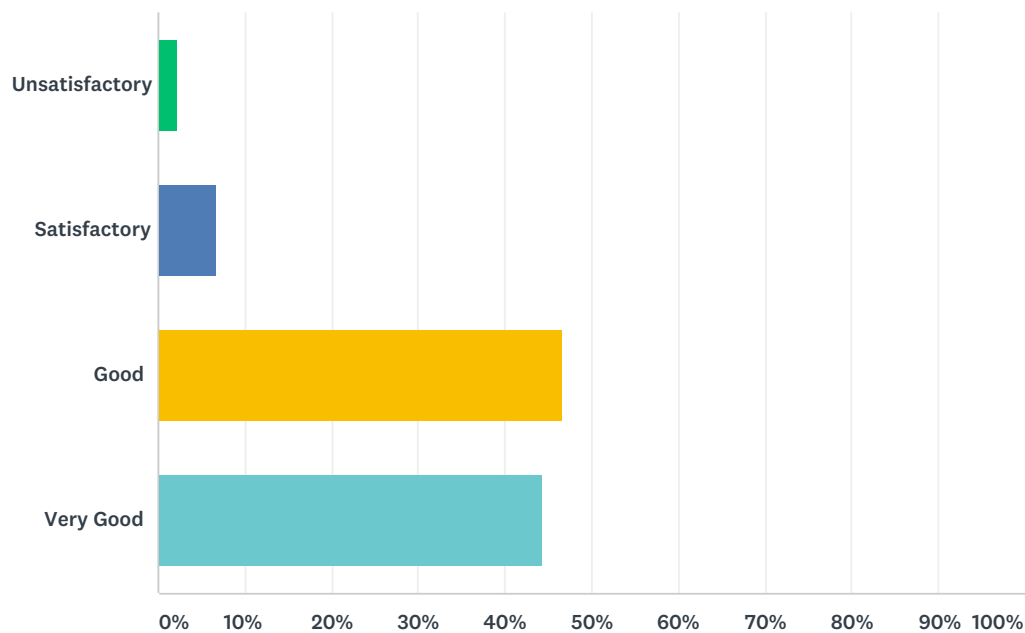
Answered: 45 Skipped: 0



ANSWER CHOICES	RESPONSES	
Unsatisfactory	2.22%	1
Satisfactory	13.33%	6
Good	55.56%	25
Very Good	28.89%	13
TOTAL		45

## Q21 The Overall rating is

Answered: 45 Skipped: 0



ANSWER CHOICES	RESPONSES	
Unsatisfactory	2.22%	1
Satisfactory	6.67%	3
Good	46.67%	21
Very Good	44.44%	20
TOTAL		45