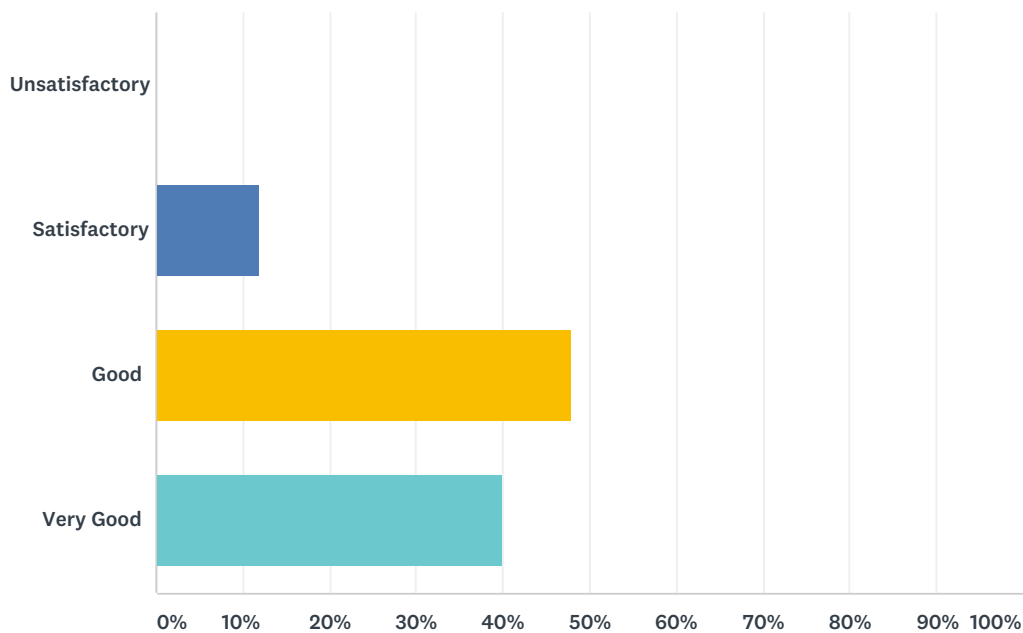


## Q1 1. What was Quality of the Academic Content of the course

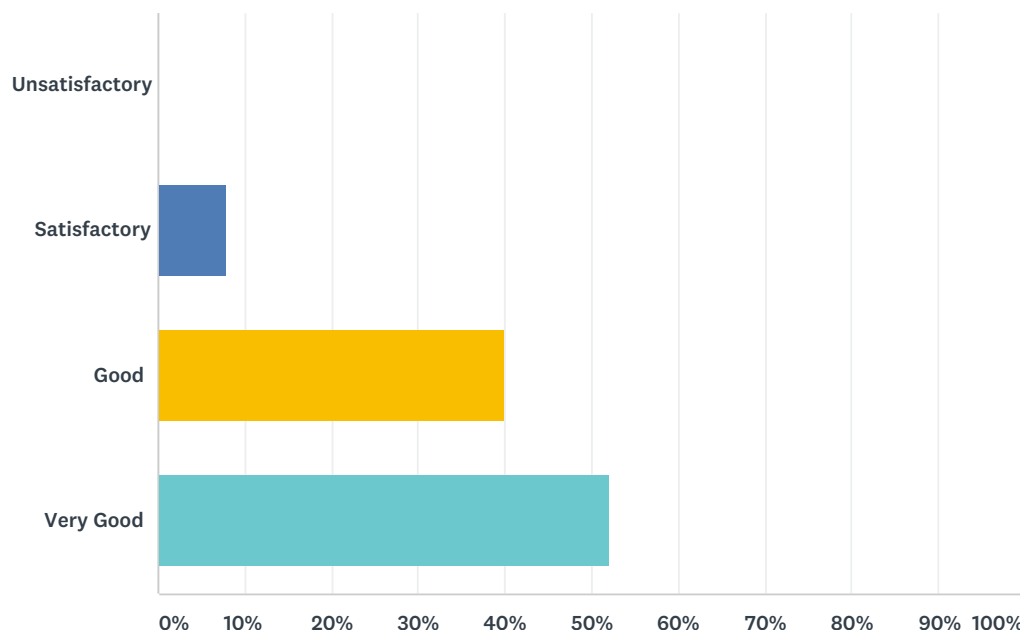
Answered: 25 Skipped: 0



ANSWER CHOICES	RESPONSES	
Unsatisfactory	0.00%	0
Satisfactory	12.00%	3
Good	48.00%	12
Very Good	40.00%	10
TOTAL		25

## Q2 What were the Learning Values from this course (in terms of knowledge, concepts, manual skills, analytical ability) ?

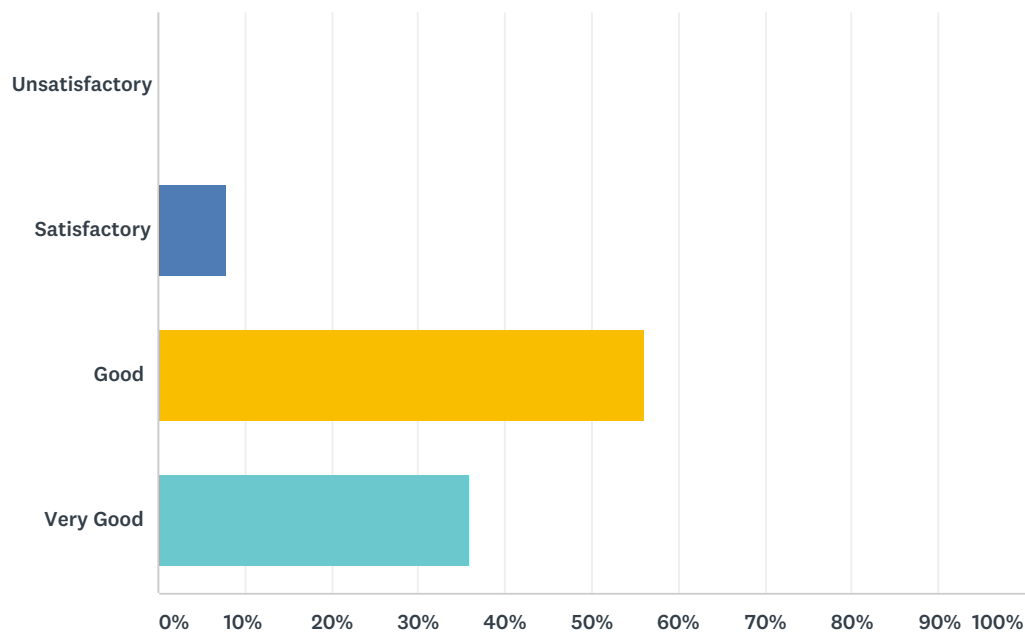
Answered: 25 Skipped: 0



ANSWER CHOICES	RESPONSES	
Unsatisfactory	0.00%	0
Satisfactory	8.00%	2
Good	40.00%	10
Very Good	52.00%	13
TOTAL		25

### Q3 What was extent of coverage of the course in the class ?

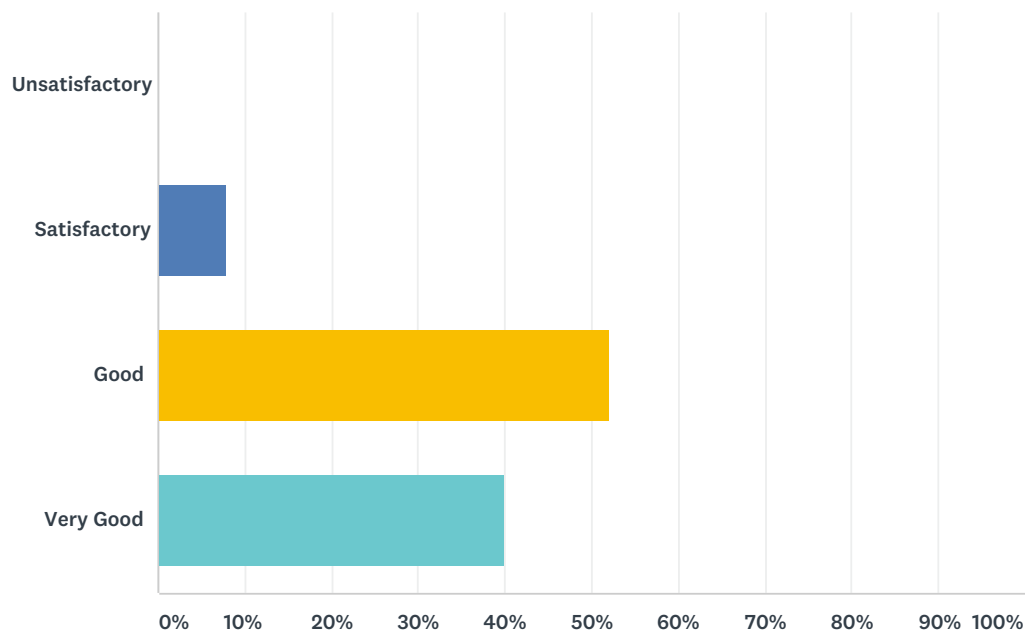
Answered: 25 Skipped: 0



ANSWER CHOICES	RESPONSES	
Unsatisfactory	0.00%	0
Satisfactory	8.00%	2
Good	56.00%	14
Very Good	36.00%	9
TOTAL		25

## Q4 What was the Availability and access to relevant library resources ?

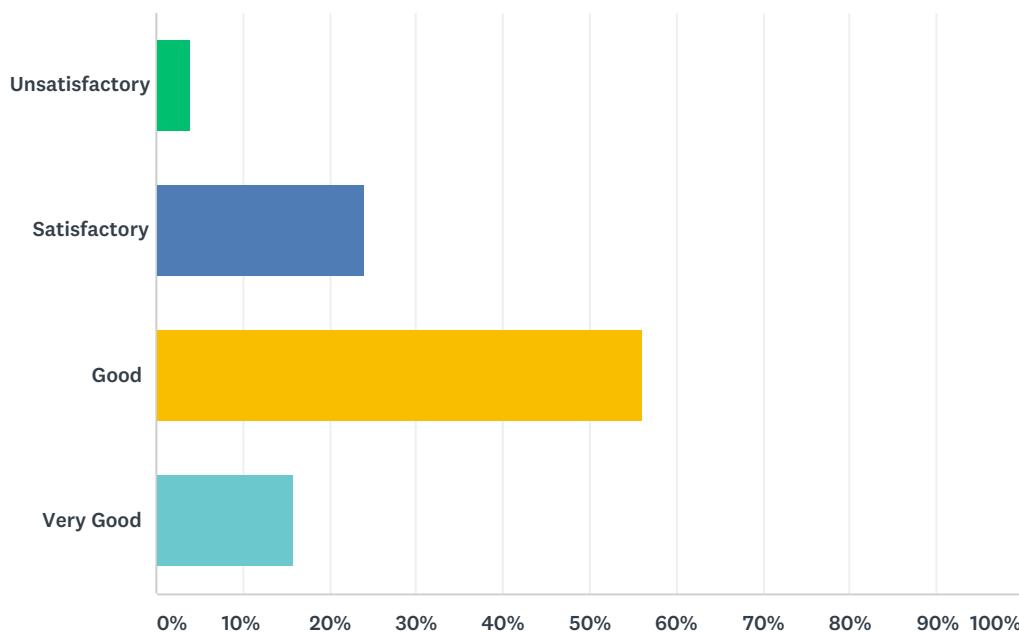
Answered: 25 Skipped: 0



ANSWER CHOICES	RESPONSES	
Unsatisfactory	0.00%	0
Satisfactory	8.00%	2
Good	52.00%	13
Very Good	40.00%	10
TOTAL		25

## Q5 What was the Availability and access to IT resources (lab, software, Internet, etc.) ?

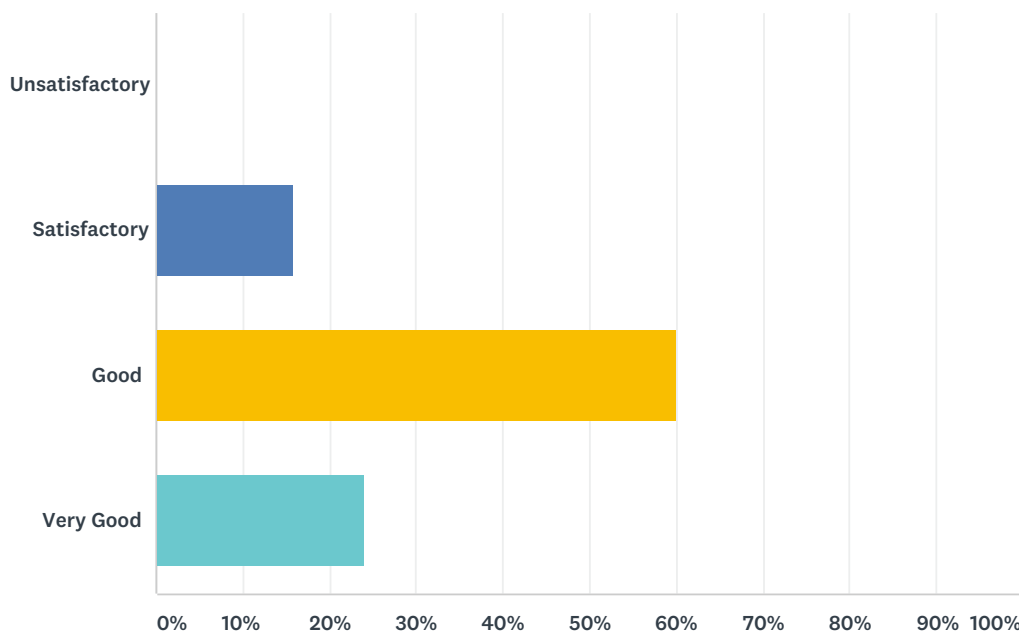
Answered: 25 Skipped: 0



ANSWER CHOICES	RESPONSES	
Unsatisfactory	4.00%	1
Satisfactory	24.00%	6
Good	56.00%	14
Very Good	16.00%	4
TOTAL		25

## Q6 What was the Relevance of the course in the context of overall program content

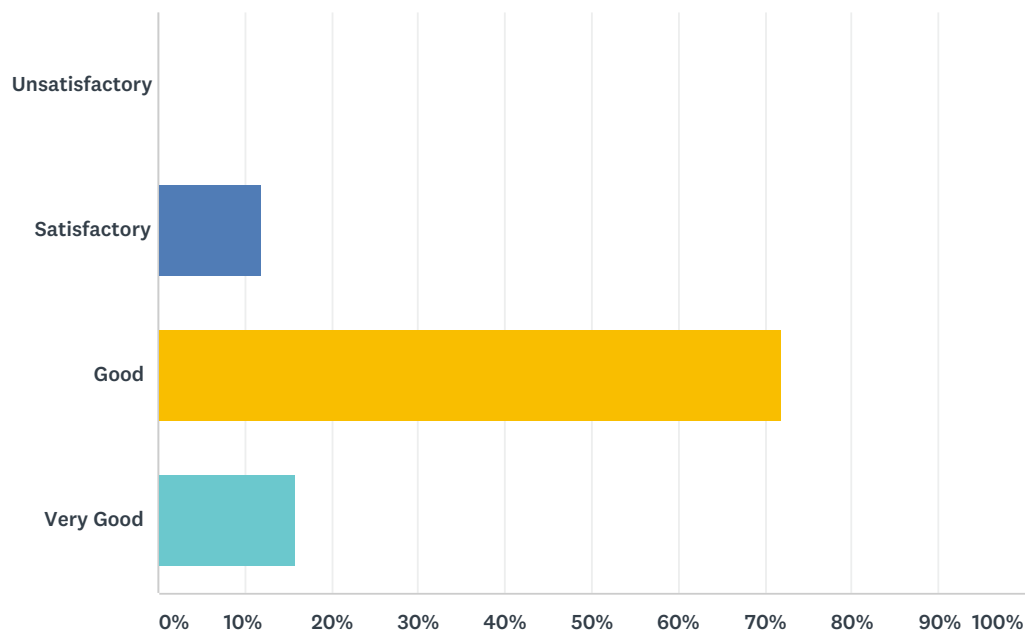
Answered: 25 Skipped: 0



ANSWER CHOICES	RESPONSES	
Unsatisfactory	0.00%	0
Satisfactory	16.00%	4
Good	60.00%	15
Very Good	24.00%	6
TOTAL		25

## Q7 What was the Relevance of the course to real life situations ?

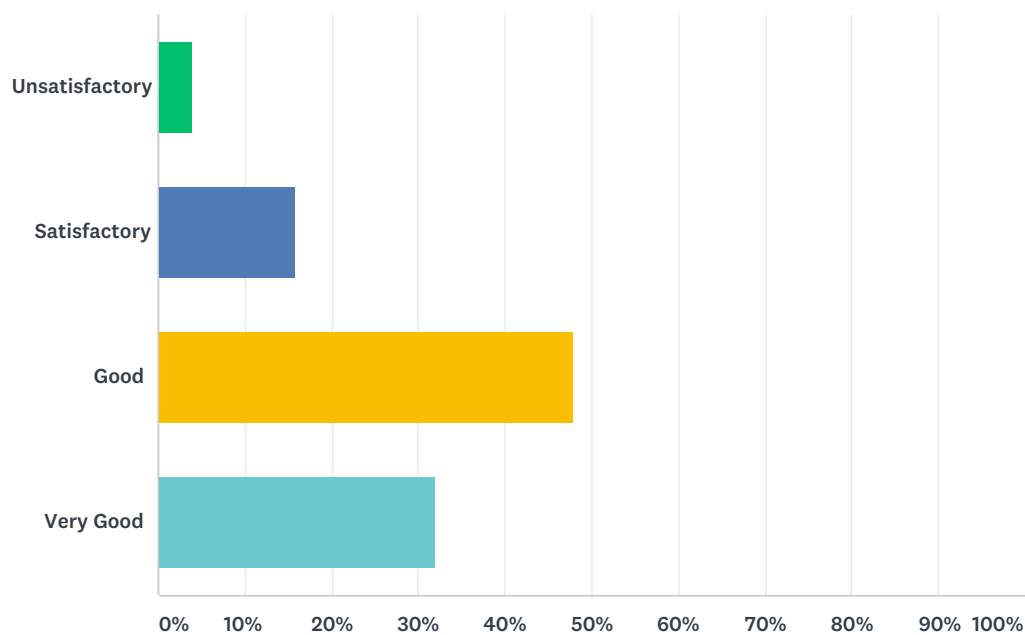
Answered: 25 Skipped: 0



ANSWER CHOICES	RESPONSES	
Unsatisfactory	0.00%	0
Satisfactory	12.00%	3
Good	72.00%	18
Very Good	16.00%	4
TOTAL		25

## Q8 What was the Quality of assignments/projects/tests ?

Answered: 25 Skipped: 0

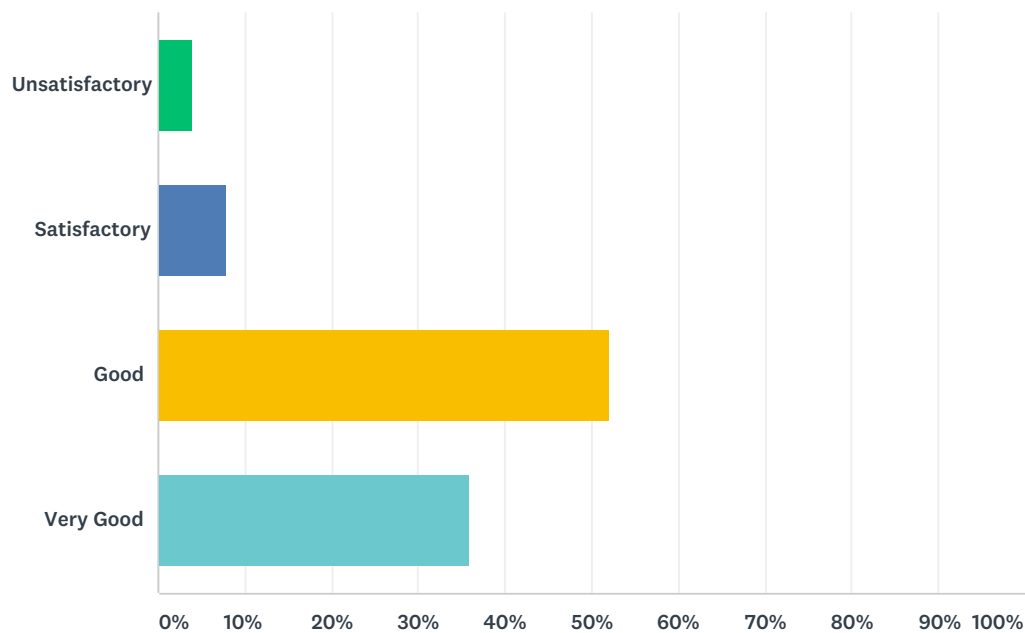


ANSWER CHOICES		RESPONSES	
Unsatisfactory		4.00%	1
Satisfactory		16.00%	4
Good		48.00%	12
Very Good		32.00%	8
TOTAL			25



## Q9 How would you state the Fairness of evaluation ?

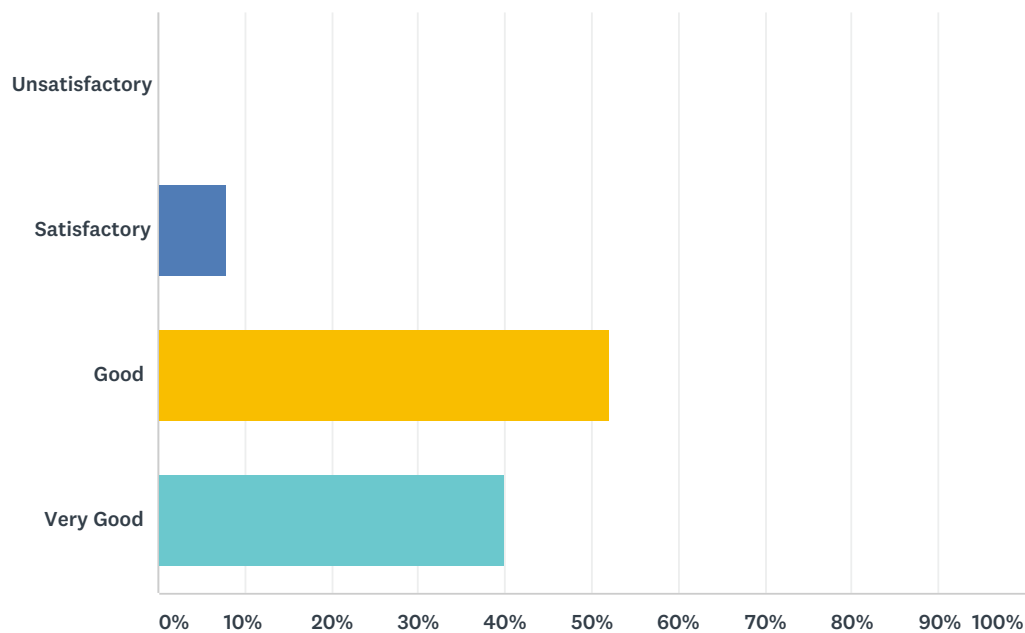
Answered: 25 Skipped: 0



ANSWER CHOICES	RESPONSES	
Unsatisfactory	4.00%	1
Satisfactory	8.00%	2
Good	52.00%	13
Very Good	36.00%	9
TOTAL		25

## Q10 What is your Overall rating of the course ?

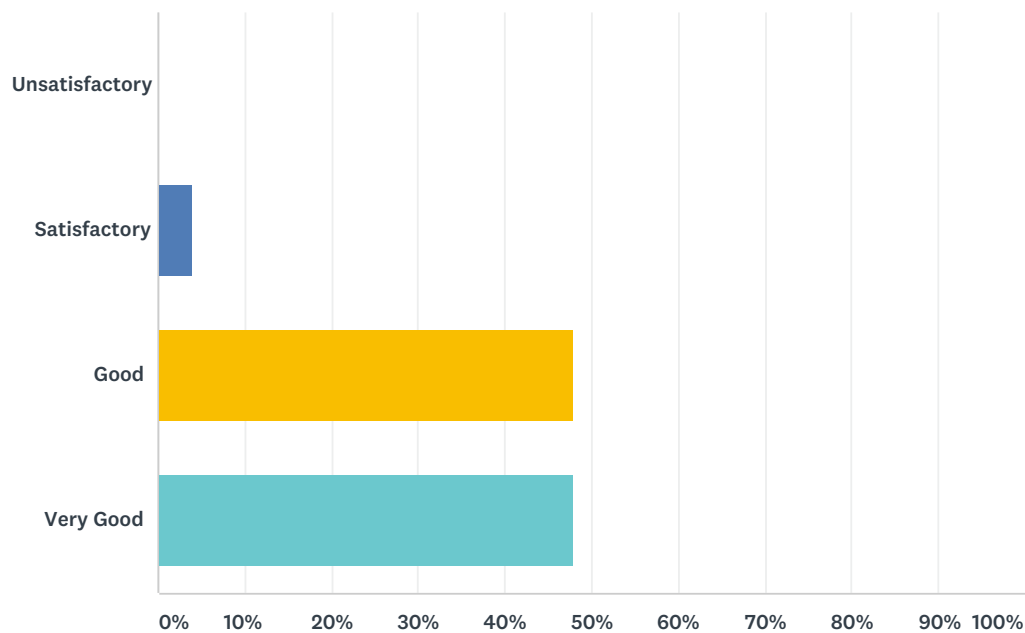
Answered: 25 Skipped: 0



ANSWER CHOICES	RESPONSES	
Unsatisfactory	0.00%	0
Satisfactory	8.00%	2
Good	52.00%	13
Very Good	40.00%	10
TOTAL		25

## Q11 The Knowledge-base of the teacher (as perceived by the student) is

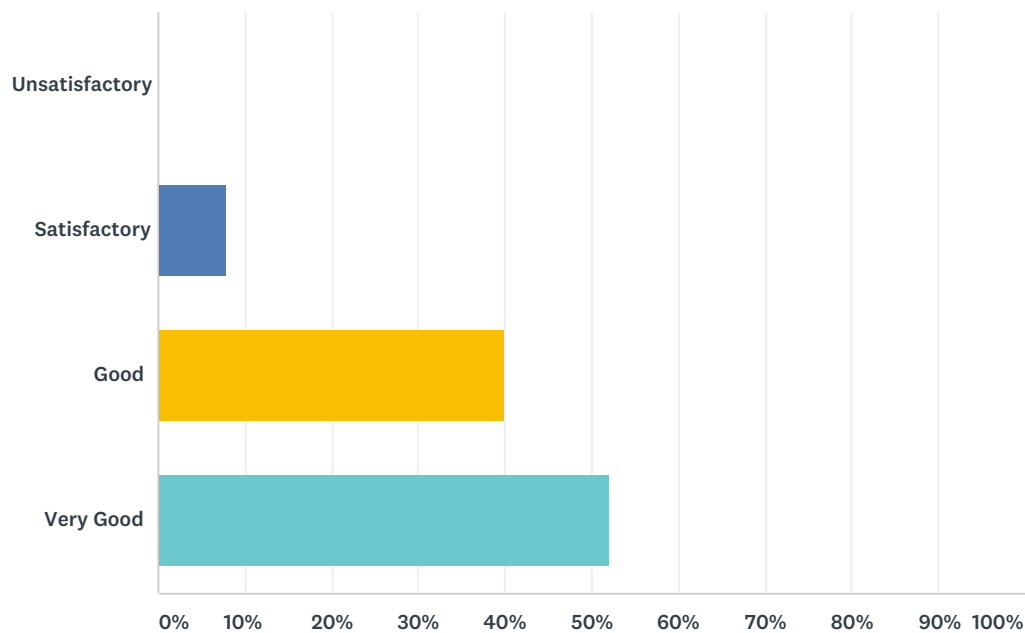
Answered: 25 Skipped: 0



ANSWER CHOICES	RESPONSES	
Unsatisfactory	0.00%	0
Satisfactory	4.00%	1
Good	48.00%	12
Very Good	48.00%	12
TOTAL		25

## Q12 The Communication skills of the teacher is

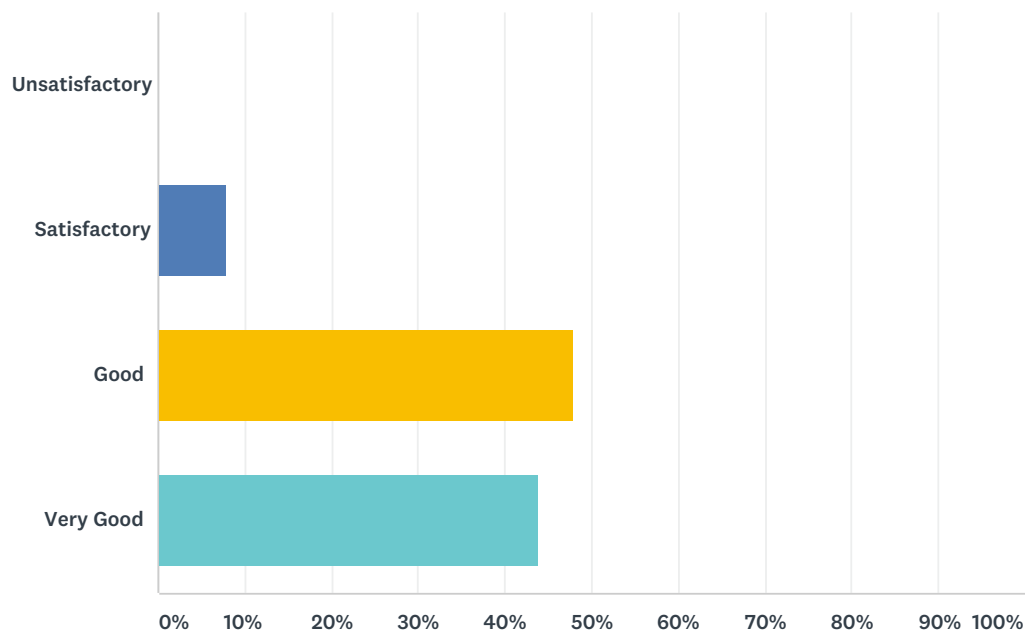
Answered: 25 Skipped: 0



ANSWER CHOICES	RESPONSES	
Unsatisfactory	0.00%	0
Satisfactory	8.00%	2
Good	40.00%	10
Very Good	52.00%	13
TOTAL		25

## Q13 The Sincerity/Commitment of the teacher is

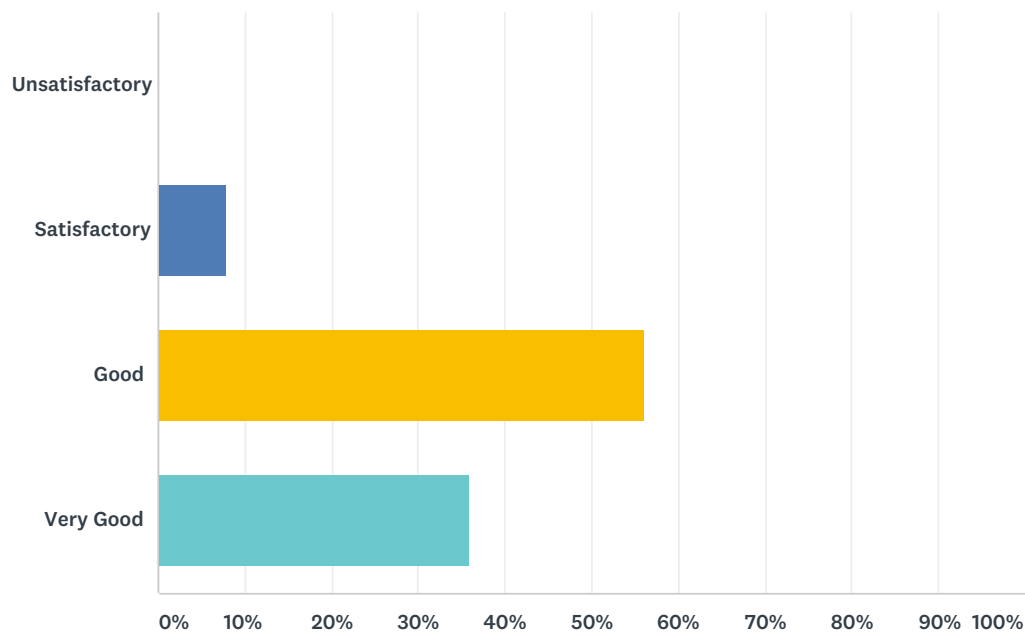
Answered: 25 Skipped: 0



ANSWER CHOICES	RESPONSES	
Unsatisfactory	0.00%	0
Satisfactory	8.00%	2
Good	48.00%	12
Very Good	44.00%	11
TOTAL		25

## Q14 The Interest Generated by Teacher is

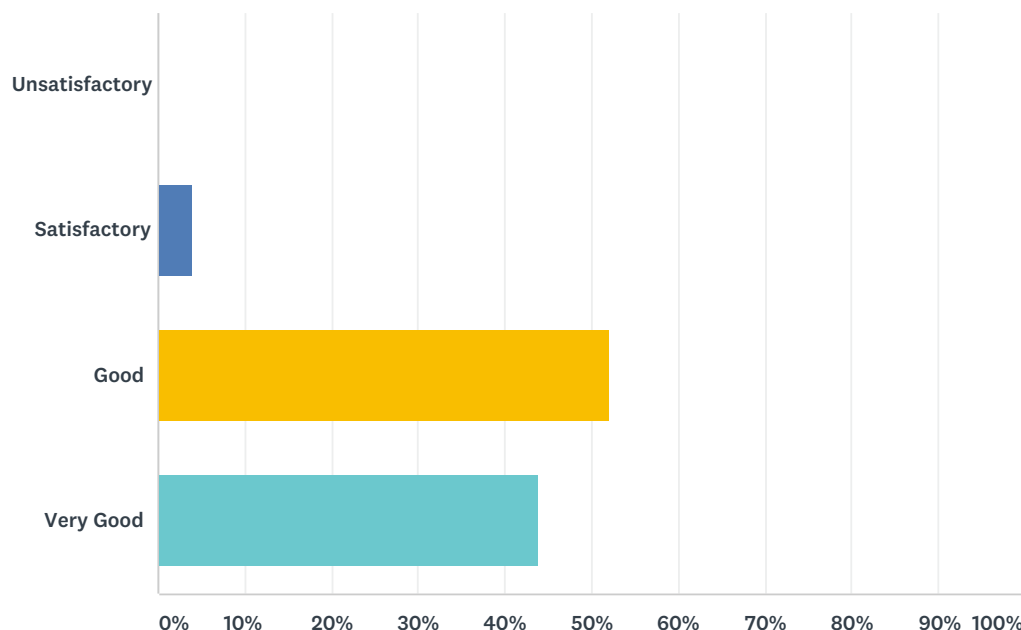
Answered: 25 Skipped: 0



ANSWER CHOICES	RESPONSES	
Unsatisfactory	0.00%	0
Satisfactory	8.00%	2
Good	56.00%	14
Very Good	36.00%	9
TOTAL		25

## Q15 The Encouragement by the teacher for participation by students during the classes is

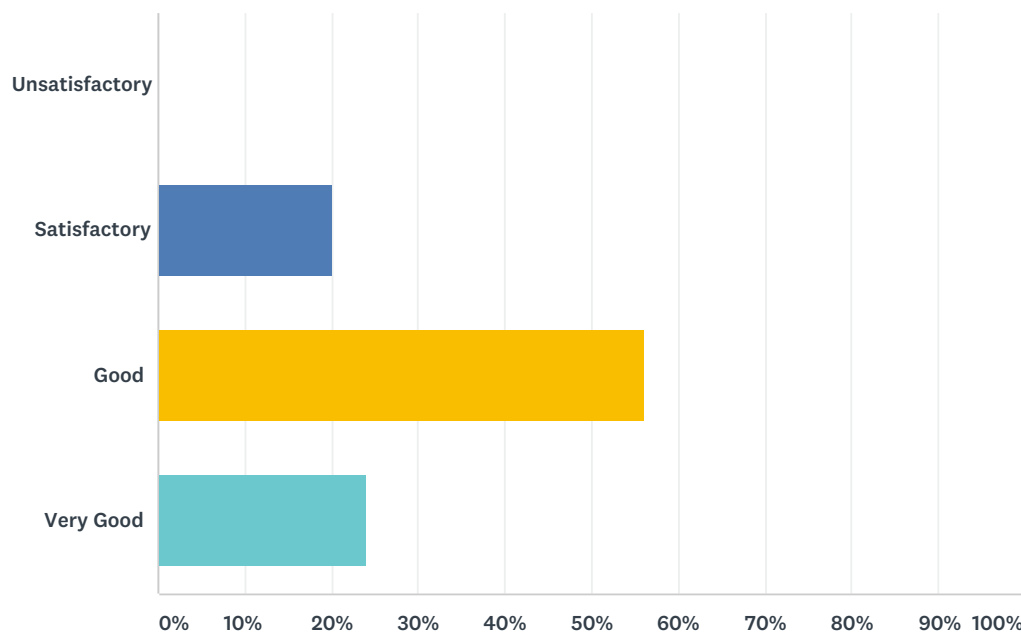
Answered: 25 Skipped: 0



ANSWER CHOICES	RESPONSES	
Unsatisfactory	0.00%	0
Satisfactory	4.00%	1
Good	52.00%	13
Very Good	44.00%	11
TOTAL		25

## Q16 The Ability to integrate course material with other courses in the programme is

Answered: 25 Skipped: 0

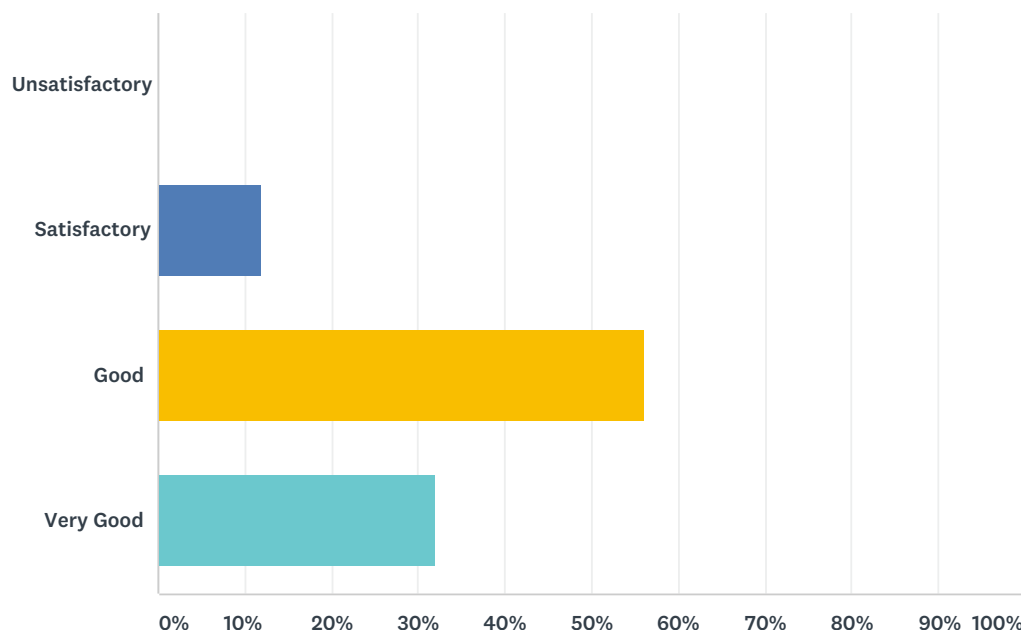


ANSWER CHOICES	RESPONSES	
Unsatisfactory	0.00%	0
Satisfactory	20.00%	5
Good	56.00%	14
Very Good	24.00%	6
TOTAL		25



## Q17 The Ability to design tests/assignments/examinations, etc. to evaluate students' understanding of the course is

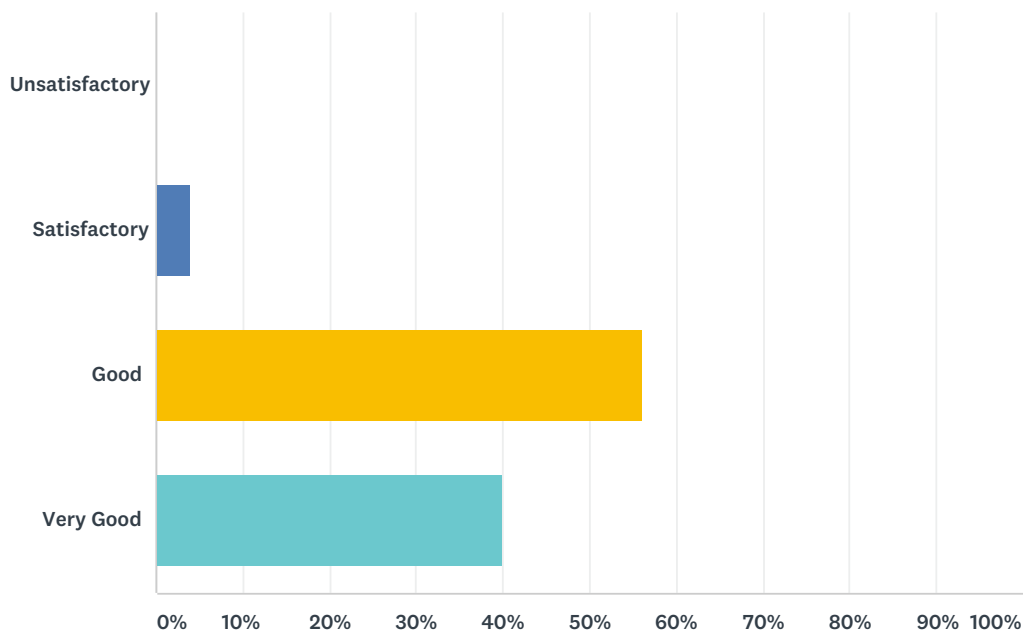
Answered: 25 Skipped: 0



ANSWER CHOICES	RESPONSES	
Unsatisfactory	0.00%	0
Satisfactory	12.00%	3
Good	56.00%	14
Very Good	32.00%	8
TOTAL		25

## Q18 The General behaviour and attitude is

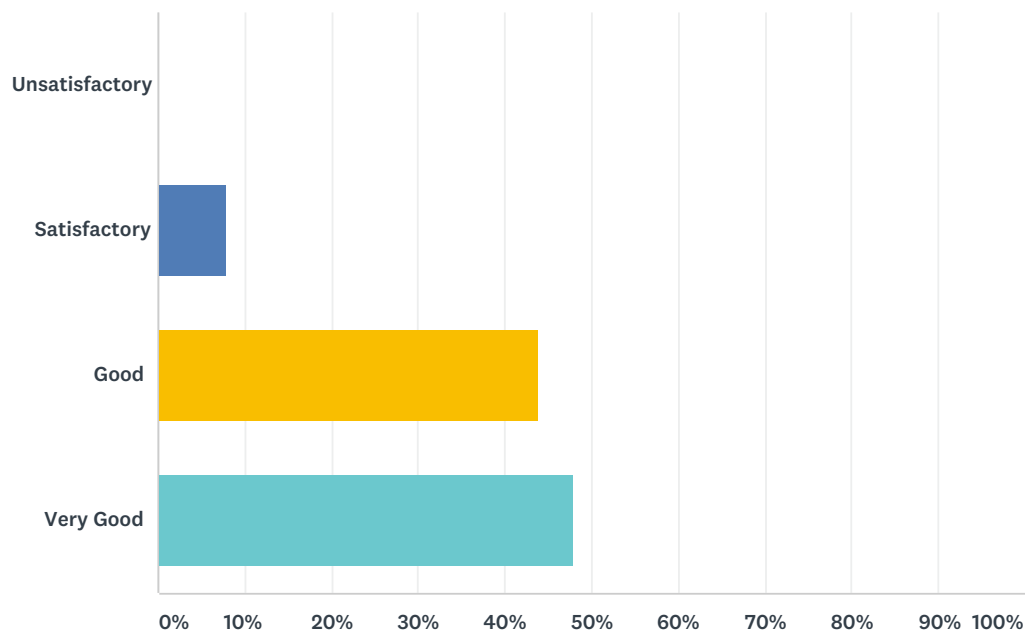
Answered: 25 Skipped: 0



ANSWER CHOICES	RESPONSES	
Unsatisfactory	0.00%	0
Satisfactory	4.00%	1
Good	56.00%	14
Very Good	40.00%	10
TOTAL		25

## Q19 The Accessibility of the teacher beyond the class hour is

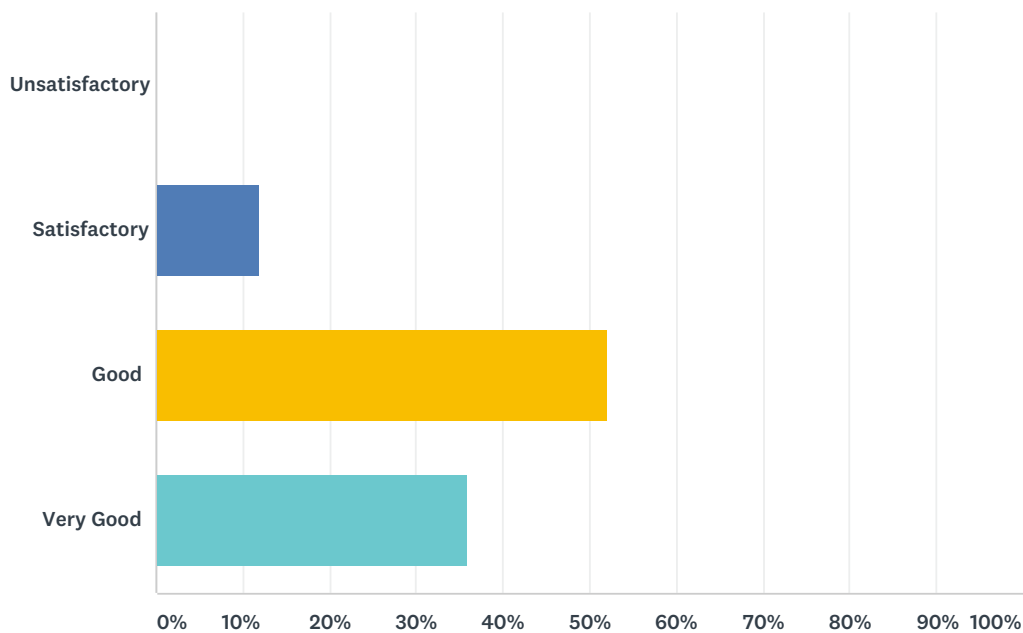
Answered: 25 Skipped: 0



ANSWER CHOICES	RESPONSES	
Unsatisfactory	0.00%	0
Satisfactory	8.00%	2
Good	44.00%	11
Very Good	48.00%	12
TOTAL		25

## Q20 The Ability to act as an advisor and mentor is

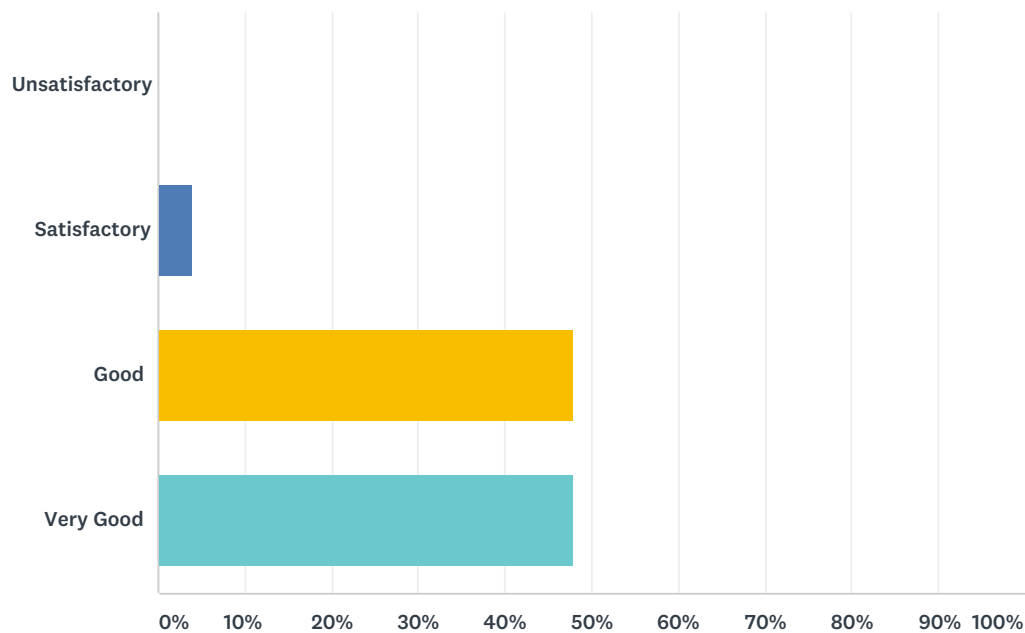
Answered: 25 Skipped: 0



ANSWER CHOICES	RESPONSES	
Unsatisfactory	0.00%	0
Satisfactory	12.00%	3
Good	52.00%	13
Very Good	36.00%	9
TOTAL		25

## Q21 The Overall rating is

Answered: 25 Skipped: 0



ANSWER CHOICES	RESPONSES	
Unsatisfactory	0.00%	0
Satisfactory	4.00%	1
Good	48.00%	12
Very Good	48.00%	12
TOTAL		25