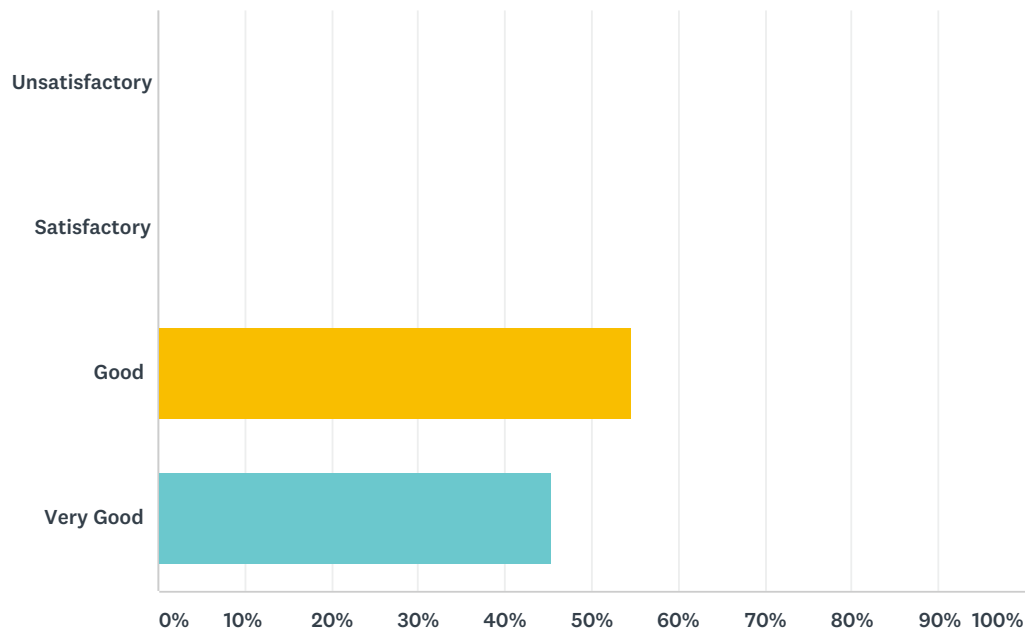


## Q1 1. What was Quality of the Academic Content of the course

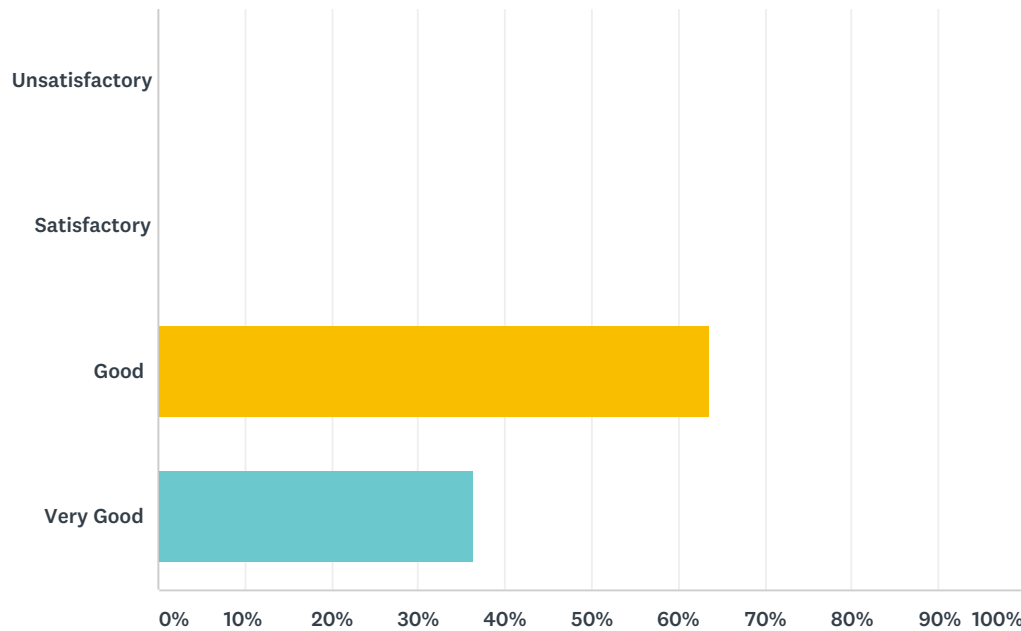
Answered: 11 Skipped: 0



ANSWER CHOICES		RESPONSES	
Unsatisfactory		0.00%	0
Satisfactory		0.00%	0
Good		54.55%	6
Very Good		45.45%	5
TOTAL			11

## Q2 What were the Learning Values from this course (in terms of knowledge, concepts, manual skills, analytical ability) ?

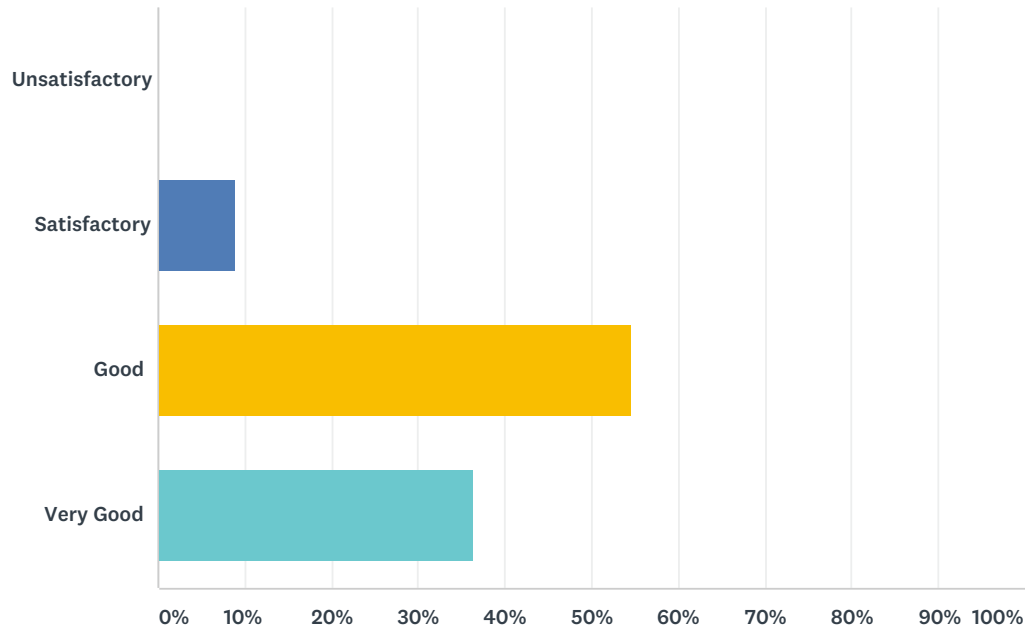
Answered: 11 Skipped: 0



ANSWER CHOICES		RESPONSES	
Unsatisfactory		0.00%	0
Satisfactory		0.00%	0
Good		63.64%	7
Very Good		36.36%	4
TOTAL			11

### Q3 What was extent of coverage of the course in the class ?

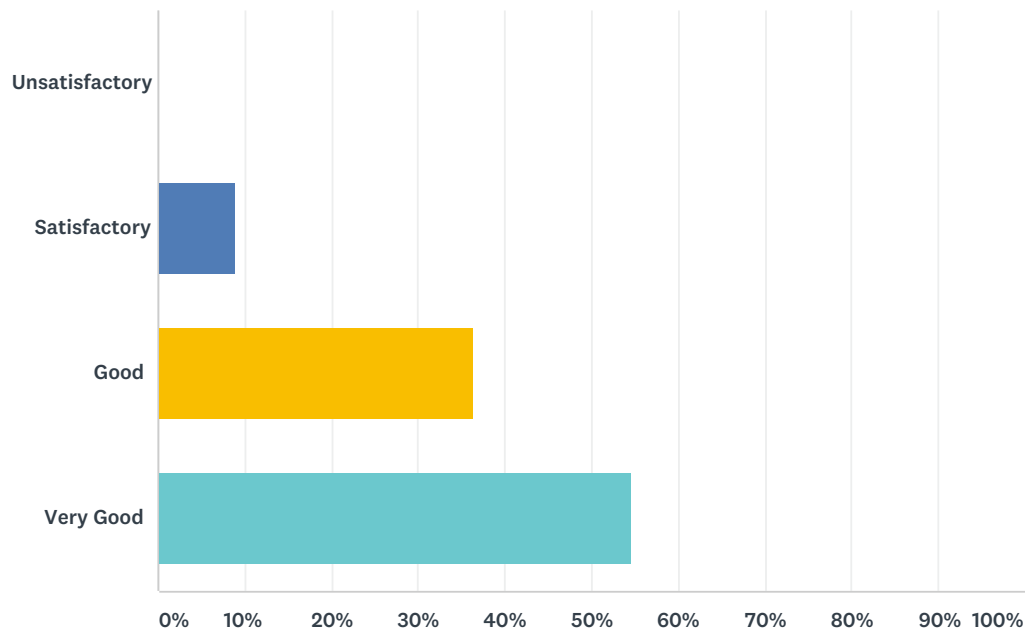
Answered: 11 Skipped: 0



ANSWER CHOICES	RESPONSES	
Unsatisfactory	0.00%	0
Satisfactory	9.09%	1
Good	54.55%	6
Very Good	36.36%	4
TOTAL		11

## Q4 What was the Availability and access to relevant library resources ?

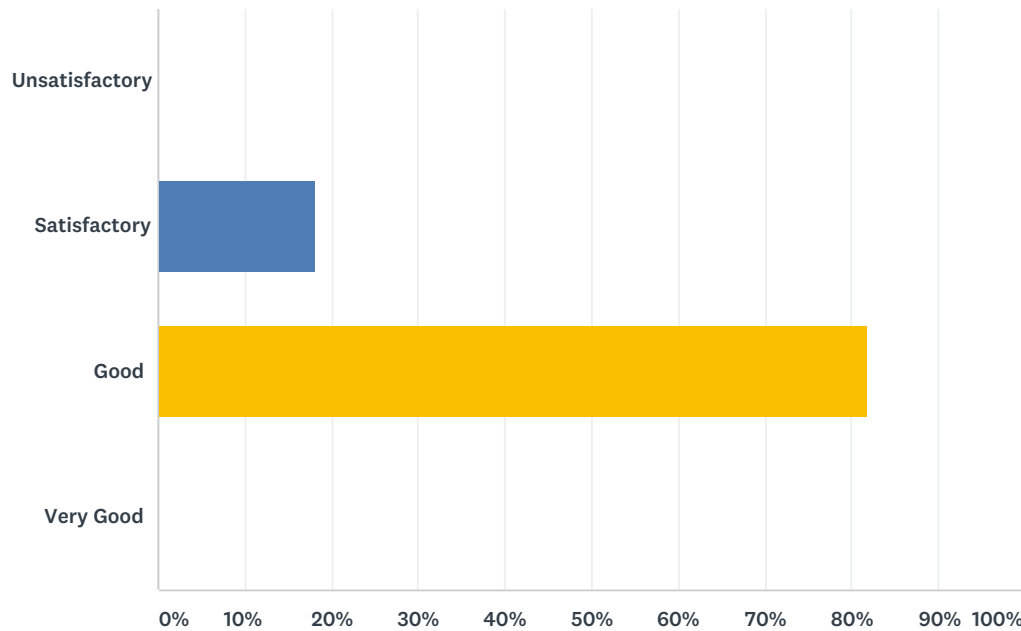
Answered: 11 Skipped: 0



ANSWER CHOICES	RESPONSES	
Unsatisfactory	0.00%	0
Satisfactory	9.09%	1
Good	36.36%	4
Very Good	54.55%	6
TOTAL		11

## Q5 What was the Availability and access to IT resources (lab, software, Internet, etc.) ?

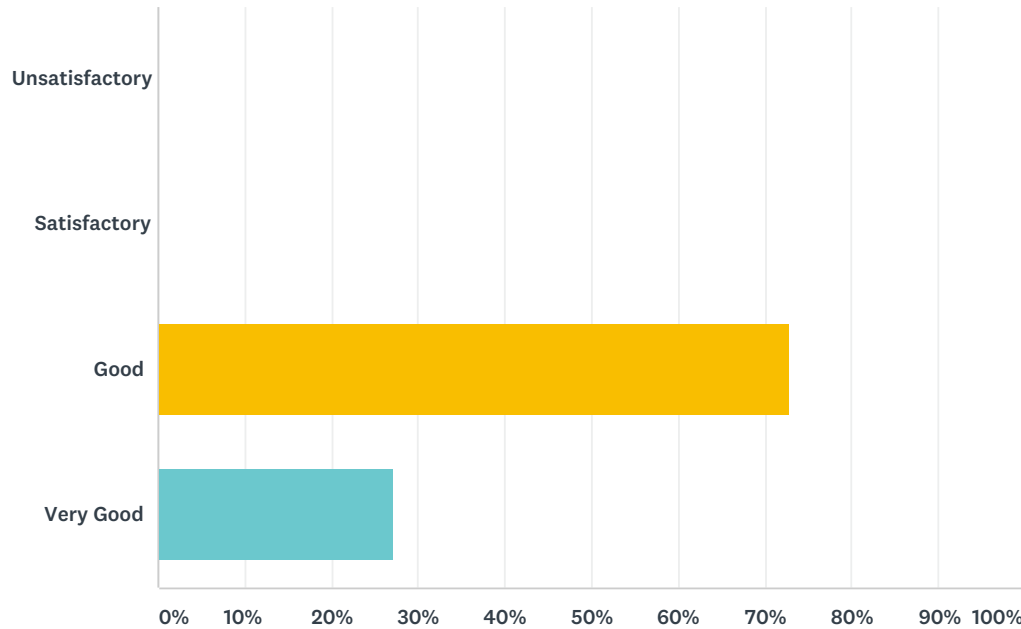
Answered: 11 Skipped: 0



ANSWER CHOICES	RESPONSES	
Unsatisfactory	0.00%	0
Satisfactory	18.18%	2
Good	81.82%	9
Very Good	0.00%	0
TOTAL		11

## Q6 What was the Relevance of the course in the context of overall program content

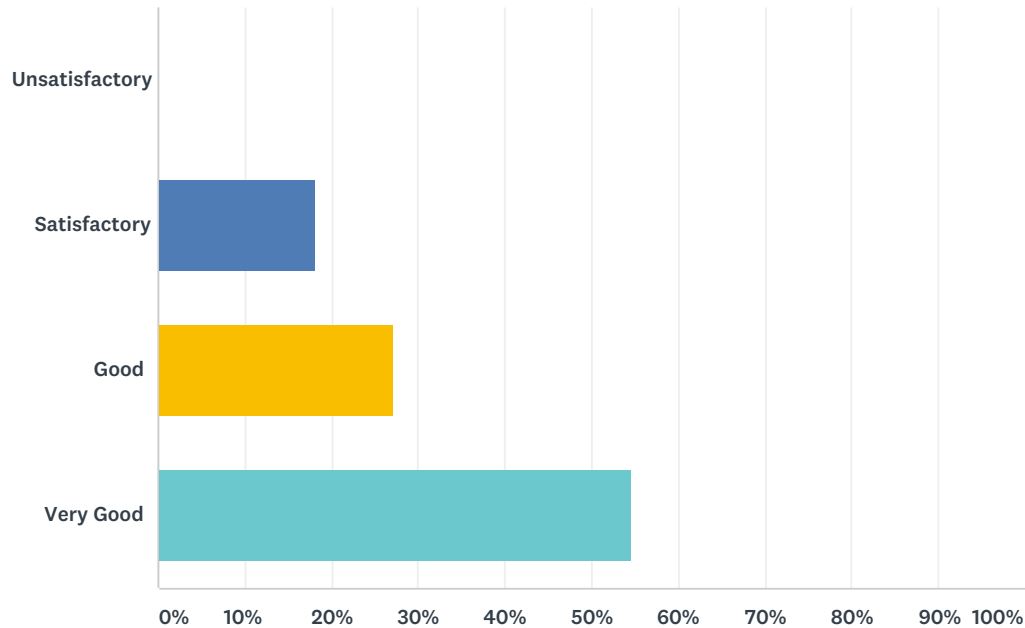
Answered: 11 Skipped: 0



ANSWER CHOICES	RESPONSES	
Unsatisfactory	0.00%	0
Satisfactory	0.00%	0
Good	72.73%	8
Very Good	27.27%	3
TOTAL		11

## Q7 What was the Relevance of the course to real life situations ?

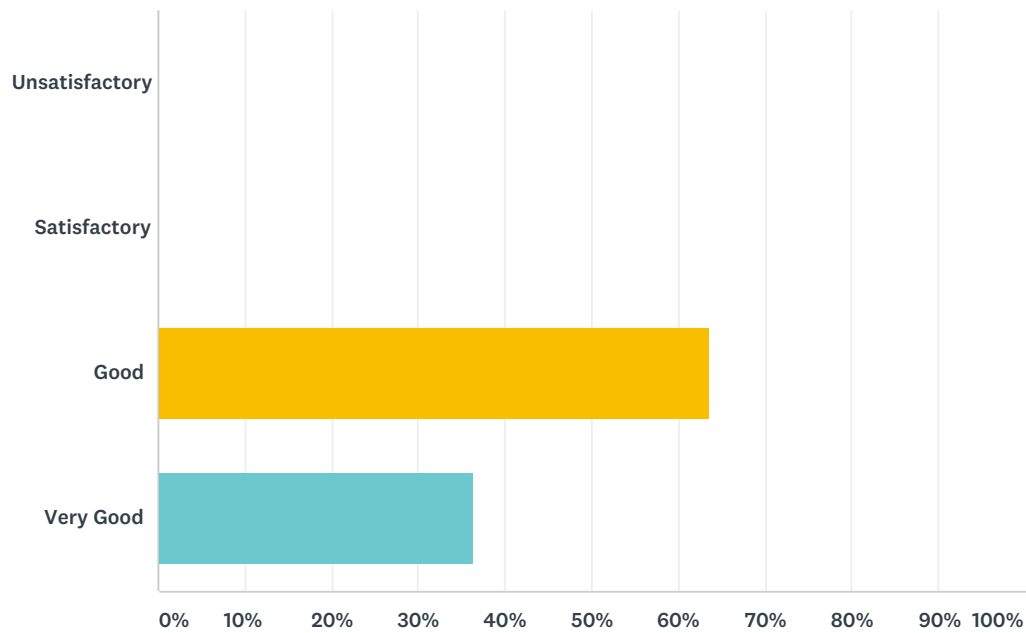
Answered: 11 Skipped: 0



ANSWER CHOICES	RESPONSES	
Unsatisfactory	0.00%	0
Satisfactory	18.18%	2
Good	27.27%	3
Very Good	54.55%	6
TOTAL		11

Q8 What was the Quality of assignments/projects/tests ?

Answered: 11    Skipped: 0

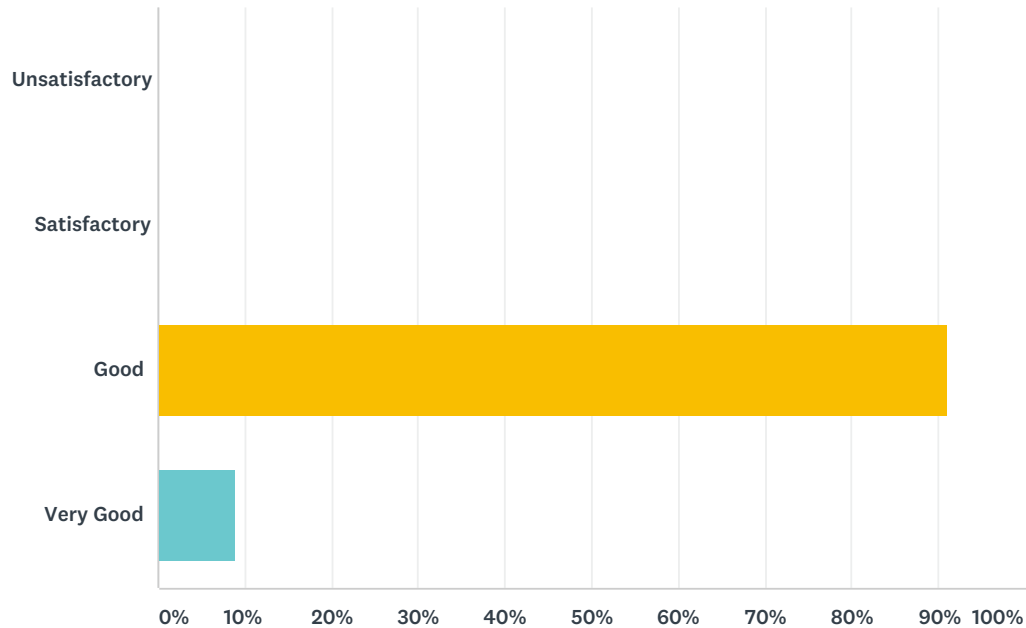


ANSWER CHOICES		RESPONSES	
Unsatisfactory		0.00%	0
Satisfactory		0.00%	0
Good		63.64%	7
Very Good		36.36%	4
TOTAL			11



## Q9 How would you state the Fairness of evaluation ?

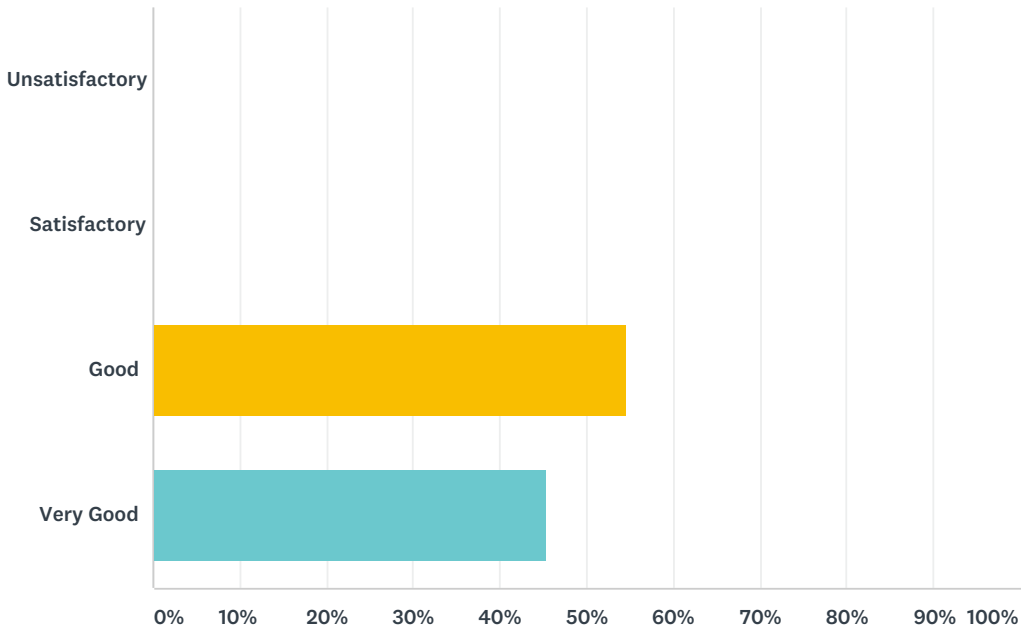
Answered: 11 Skipped: 0



ANSWER CHOICES		RESPONSES	
Unsatisfactory		0.00%	0
Satisfactory		0.00%	0
Good		90.91%	10
Very Good		9.09%	1
TOTAL			11

Q10 What is your Overall rating of the course ?

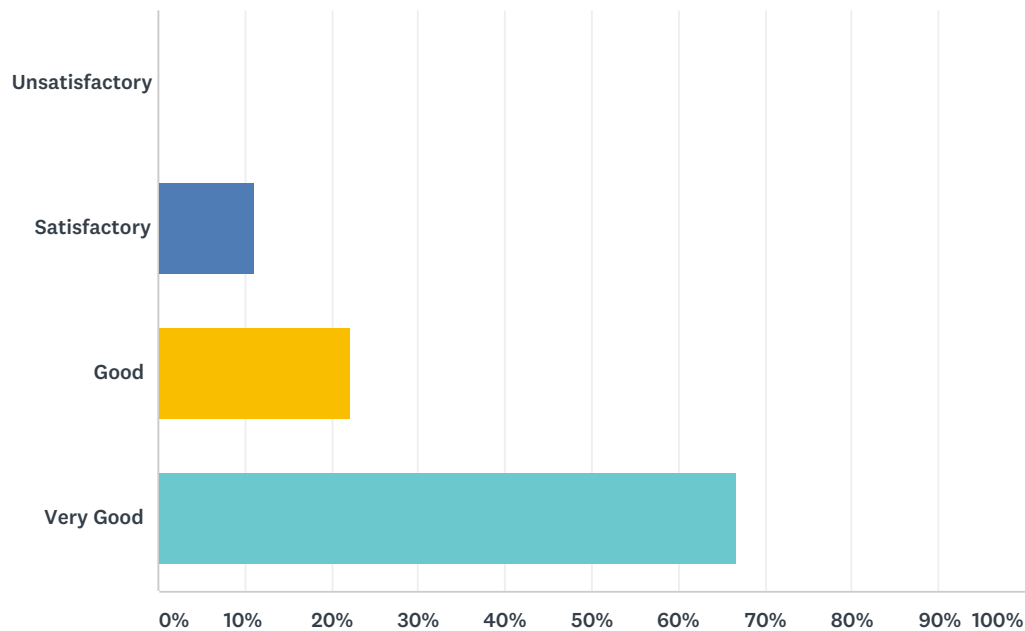
Answered: 11    Skipped: 0



ANSWER CHOICES		RESPONSES	
Unsatisfactory		0.00%	0
Satisfactory		0.00%	0
Good		54.55%	6
Very Good		45.45%	5
TOTAL			11

## Q11 The Knowledge-base of the teacher (as perceived by the student) is

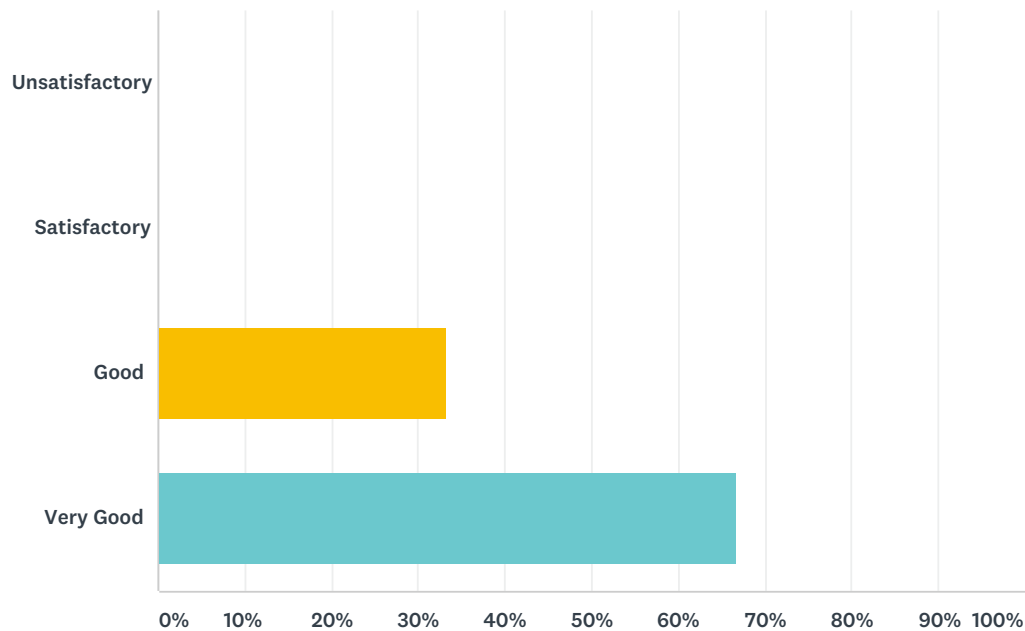
Answered: 9 Skipped: 2



ANSWER CHOICES	RESPONSES	
Unsatisfactory	0.00%	0
Satisfactory	11.11%	1
Good	22.22%	2
Very Good	66.67%	6
TOTAL		9

## Q12 The Communication skills of the teacher is

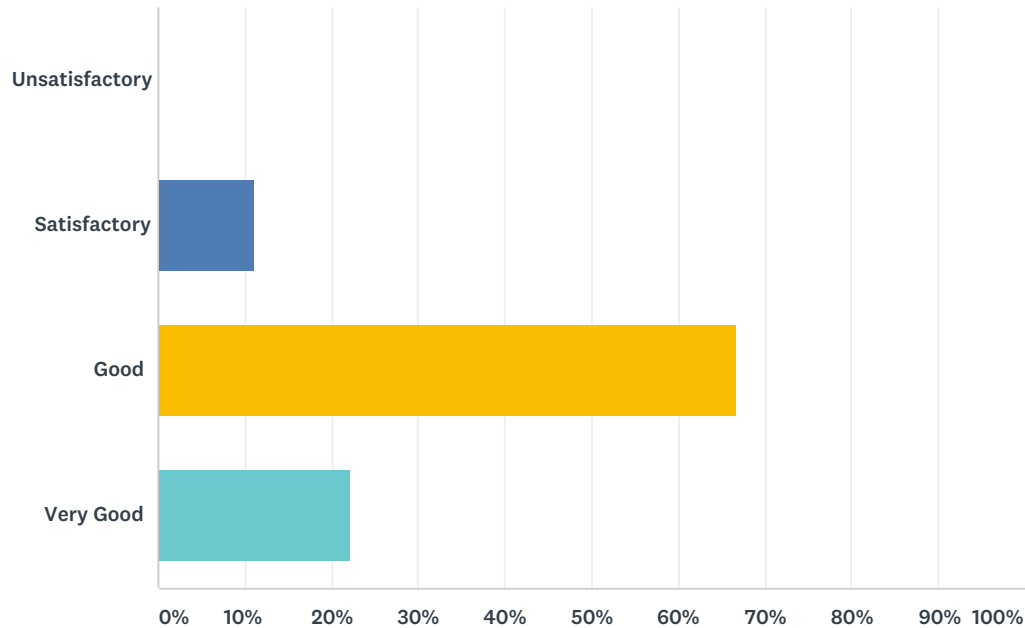
Answered: 9 Skipped: 2



ANSWER CHOICES		RESPONSES	
Unsatisfactory		0.00%	0
Satisfactory		0.00%	0
Good		33.33%	3
Very Good		66.67%	6
TOTAL			9

## Q13 The Sincerity/Commitment of the teacher is

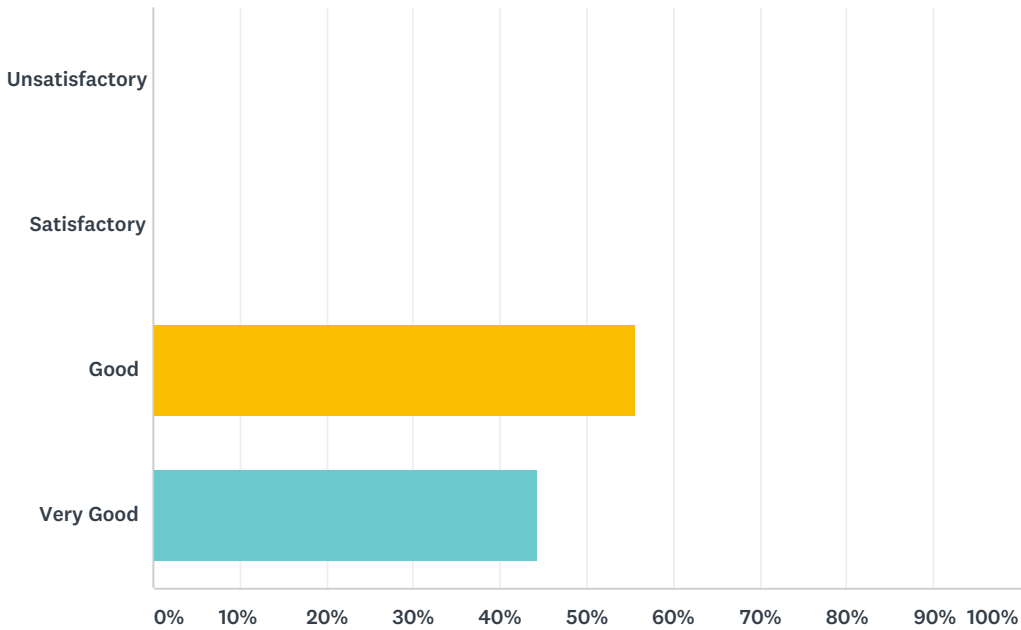
Answered: 9 Skipped: 2



ANSWER CHOICES	RESPONSES	
Unsatisfactory	0.00%	0
Satisfactory	11.11%	1
Good	66.67%	6
Very Good	22.22%	2
TOTAL		9

Q14 The Interest Generated by Teacher is

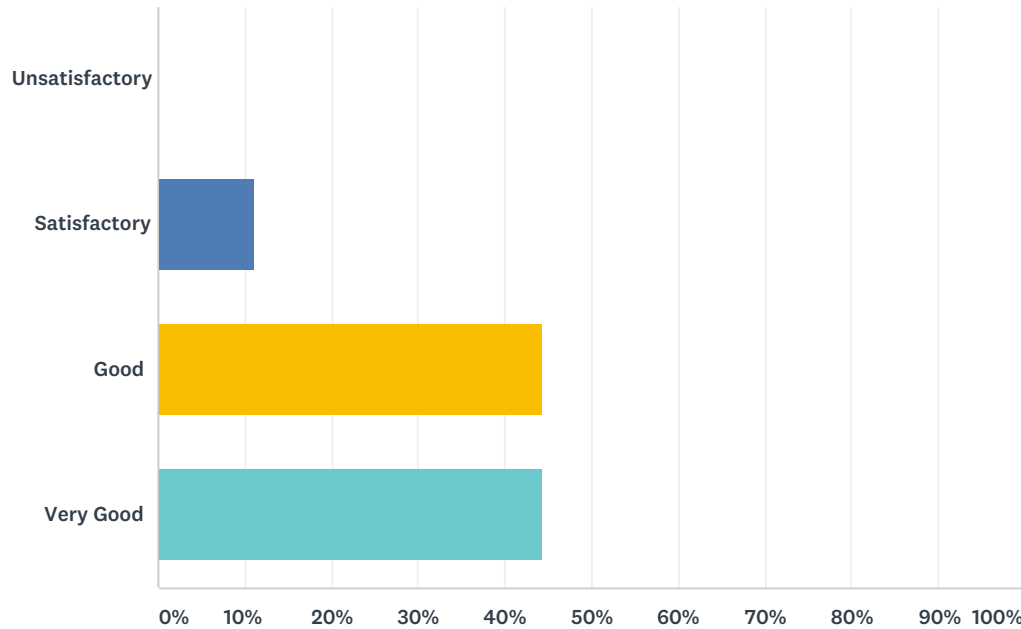
Answered: 9    Skipped: 2



ANSWER CHOICES		RESPONSES	
Unsatisfactory		0.00%	0
Satisfactory		0.00%	0
Good		55.56%	5
Very Good		44.44%	4
TOTAL			9

## Q15 The Encouragement by the teacher for participation by students during the classes is

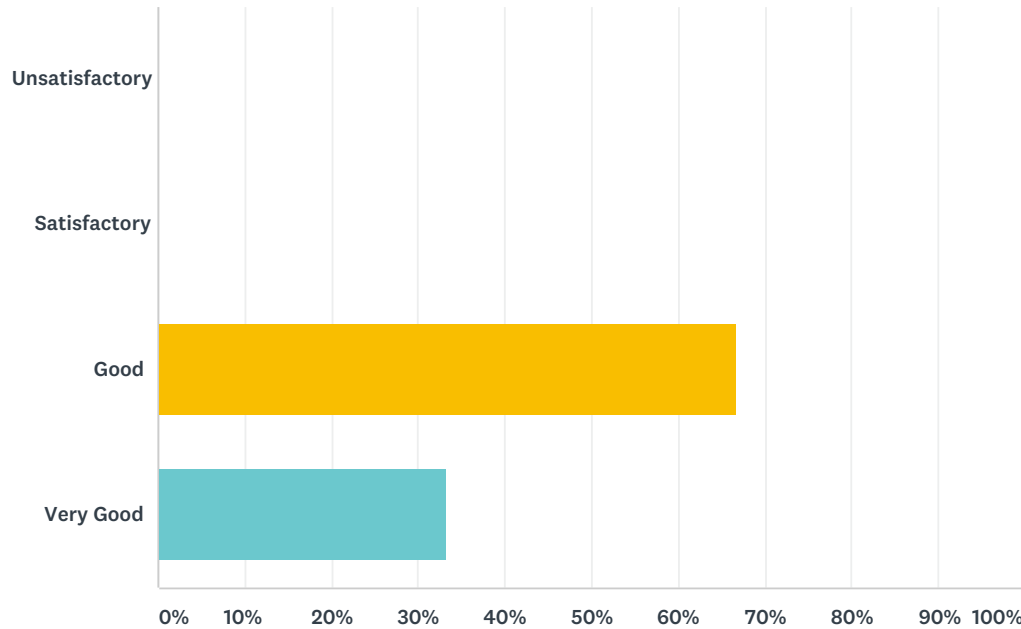
Answered: 9 Skipped: 2



ANSWER CHOICES	RESPONSES	
Unsatisfactory	0.00%	0
Satisfactory	11.11%	1
Good	44.44%	4
Very Good	44.44%	4
TOTAL		9

## Q16 The Ability to integrate course material with other courses in the programme is

Answered: 9 Skipped: 2

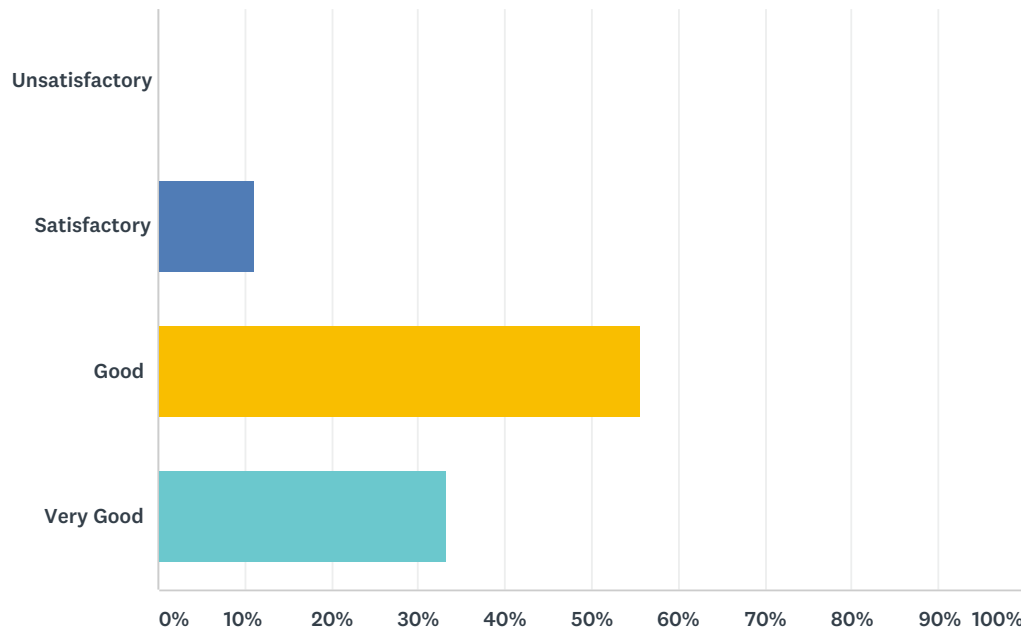


ANSWER CHOICES	RESPONSES	
Unsatisfactory	0.00%	0
Satisfactory	0.00%	0
Good	66.67%	6
Very Good	33.33%	3
TOTAL		9



## Q17 The Ability to design tests/assignments/examinations, etc. to evaluate students' understanding of the course is

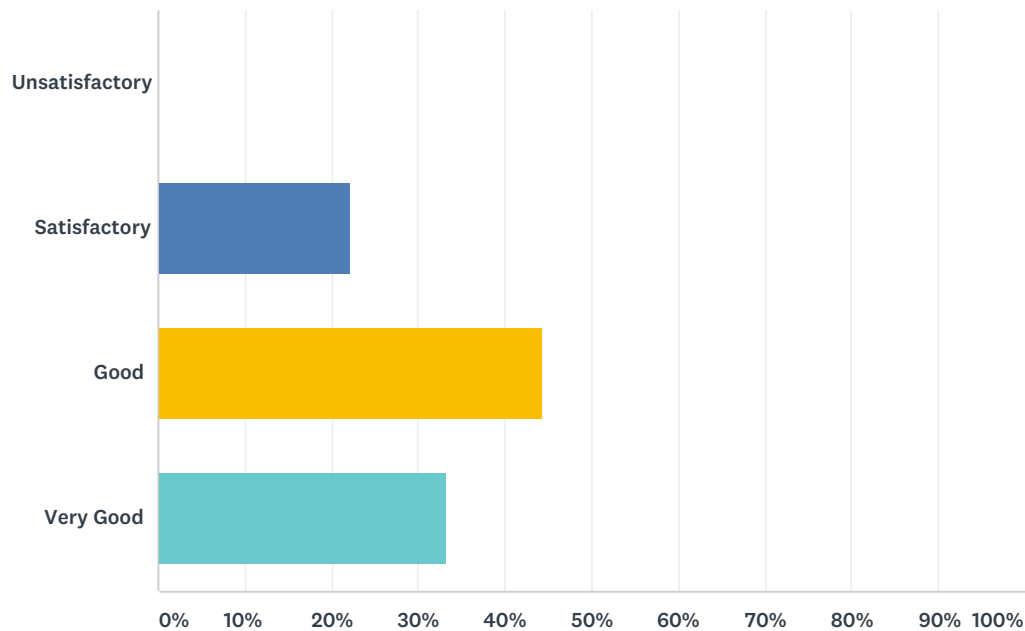
Answered: 9 Skipped: 2



ANSWER CHOICES	RESPONSES	
Unsatisfactory	0.00%	0
Satisfactory	11.11%	1
Good	55.56%	5
Very Good	33.33%	3
TOTAL		9

## Q18 The General behaviour and attitude is

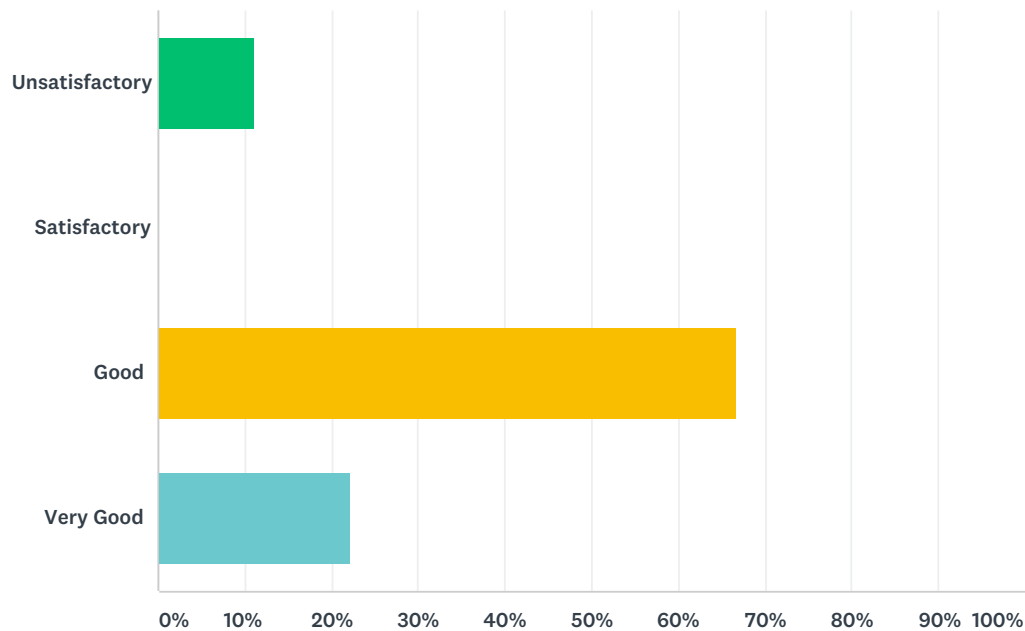
Answered: 9 Skipped: 2



ANSWER CHOICES		RESPONSES	
Unsatisfactory		0.00%	0
Satisfactory		22.22%	2
Good		44.44%	4
Very Good		33.33%	3
TOTAL			9

## Q19 The Accessibility of the teacher beyond the class hour is

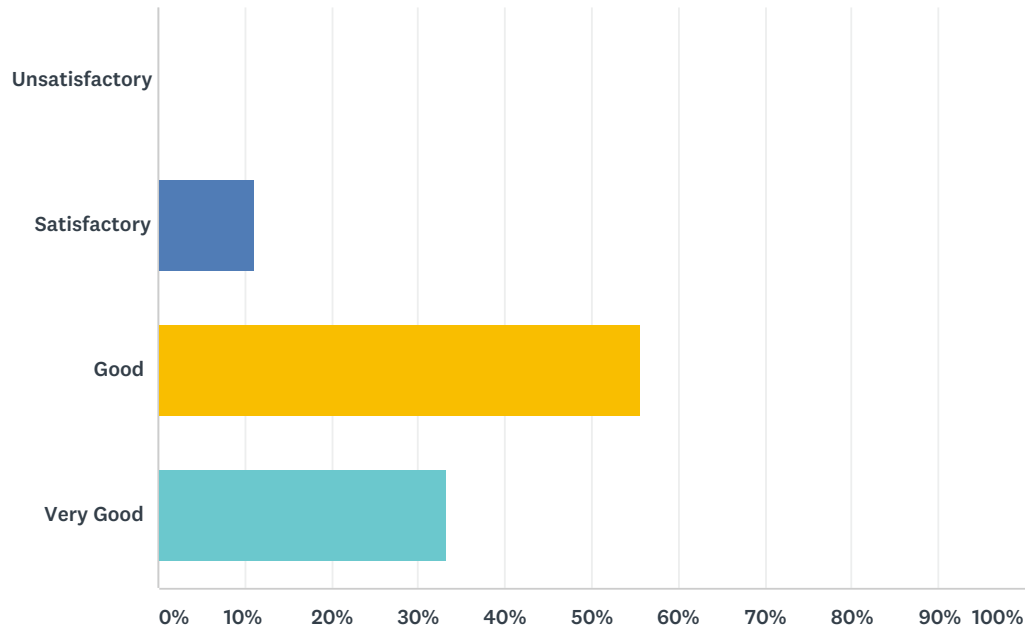
Answered: 9 Skipped: 2



ANSWER CHOICES	RESPONSES	
Unsatisfactory	11.11%	1
Satisfactory	0.00%	0
Good	66.67%	6
Very Good	22.22%	2
TOTAL		9

## Q20 The Ability to act as an advisor and mentor is

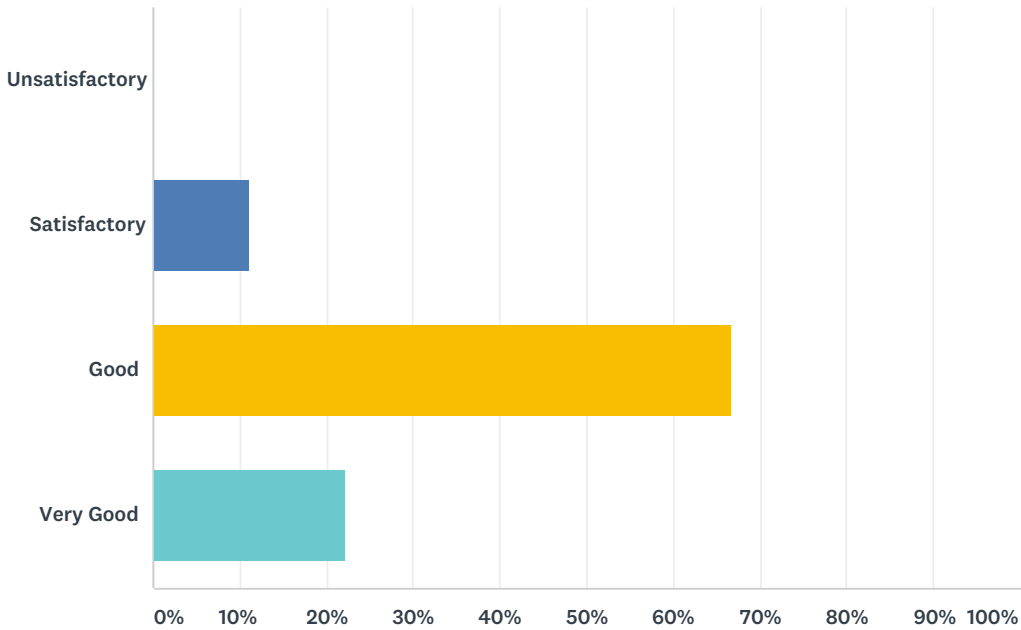
Answered: 9 Skipped: 2



ANSWER CHOICES		RESPONSES	
Unsatisfactory		0.00%	0
Satisfactory		11.11%	1
Good		55.56%	5
Very Good		33.33%	3
TOTAL			9

Q21 The Overall rating is

Answered: 9    Skipped: 2



ANSWER CHOICES		RESPONSES	
Unsatisfactory		0.00%	0
Satisfactory		11.11%	1
Good		66.67%	6
Very Good		22.22%	2
TOTAL			9