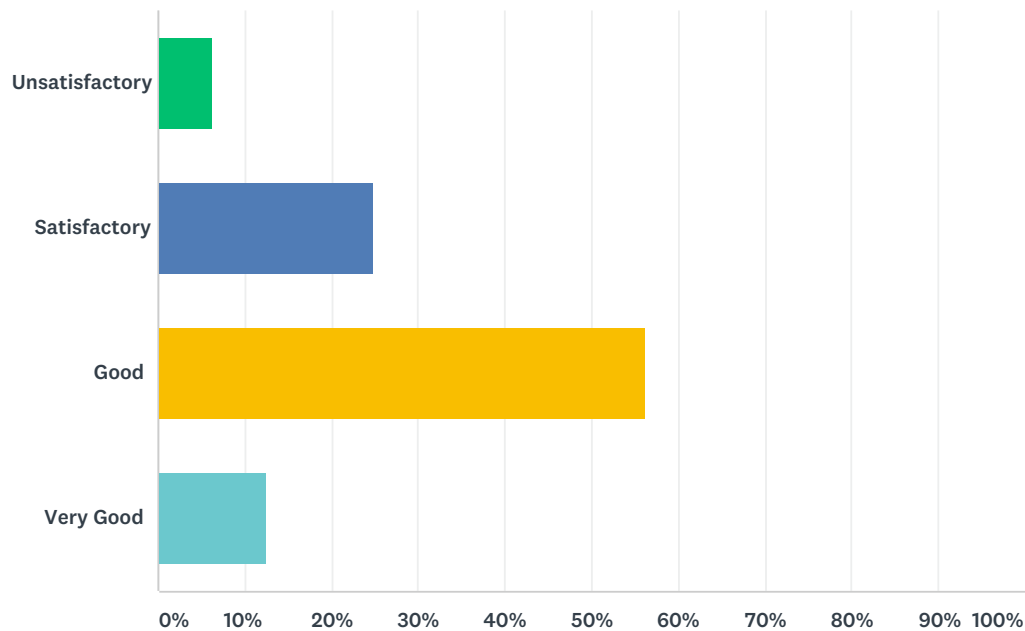


## Q1 1. What was Quality of the Academic Content of the course

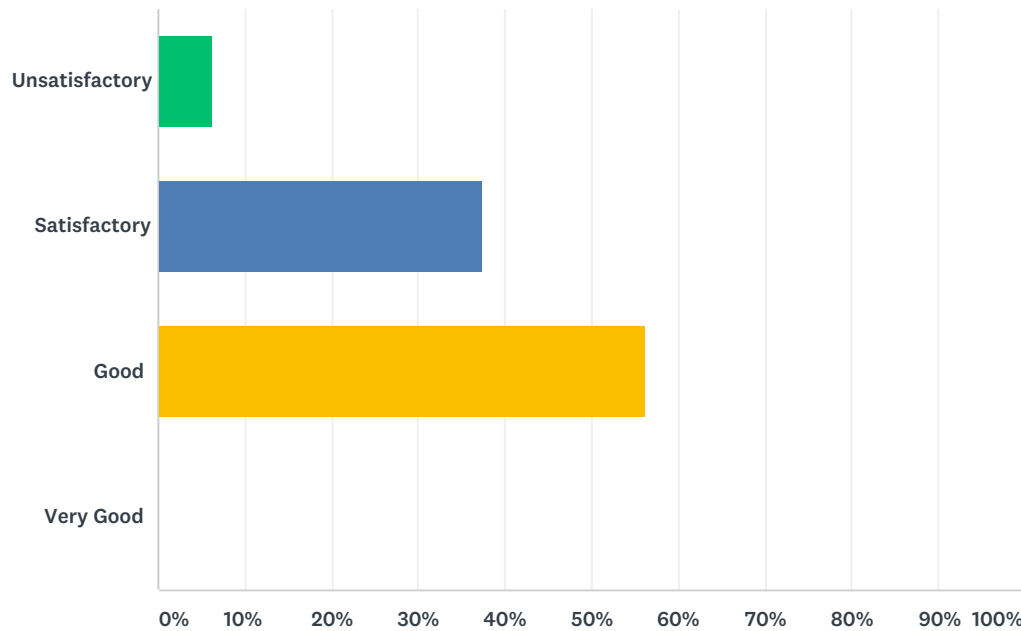
Answered: 16 Skipped: 1



ANSWER CHOICES	RESPONSES	
Unsatisfactory	6.25%	1
Satisfactory	25.00%	4
Good	56.25%	9
Very Good	12.50%	2
TOTAL		16

## Q2 What were the Learning Values from this course (in terms of knowledge, concepts, manual skills, analytical ability) ?

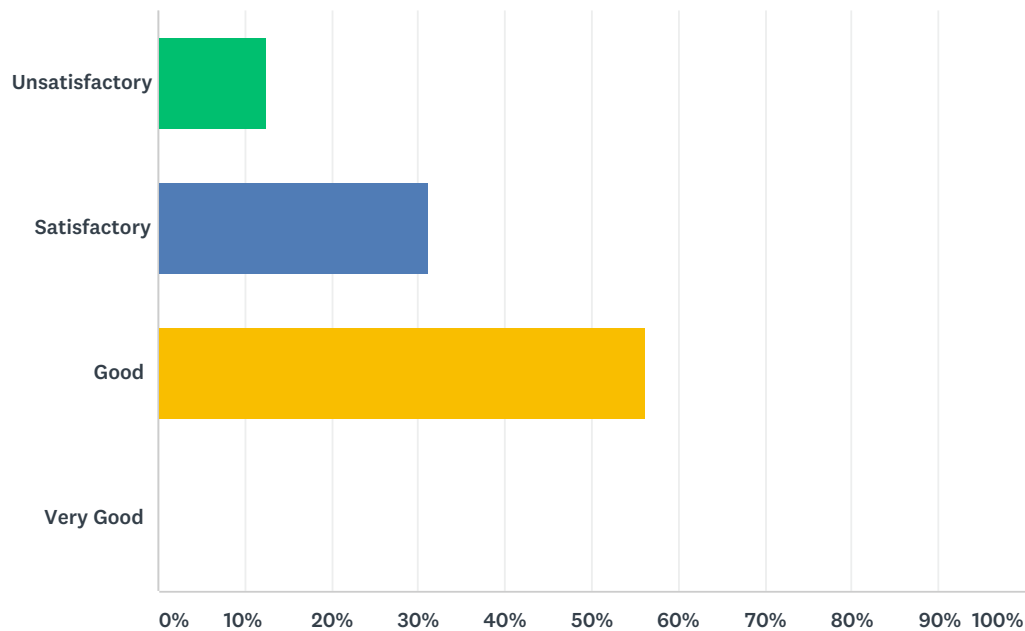
Answered: 16 Skipped: 1



ANSWER CHOICES		RESPONSES	
Unsatisfactory		6.25%	1
Satisfactory		37.50%	6
Good		56.25%	9
Very Good		0.00%	0
TOTAL			16

### Q3 What was extent of coverage of the course in the class ?

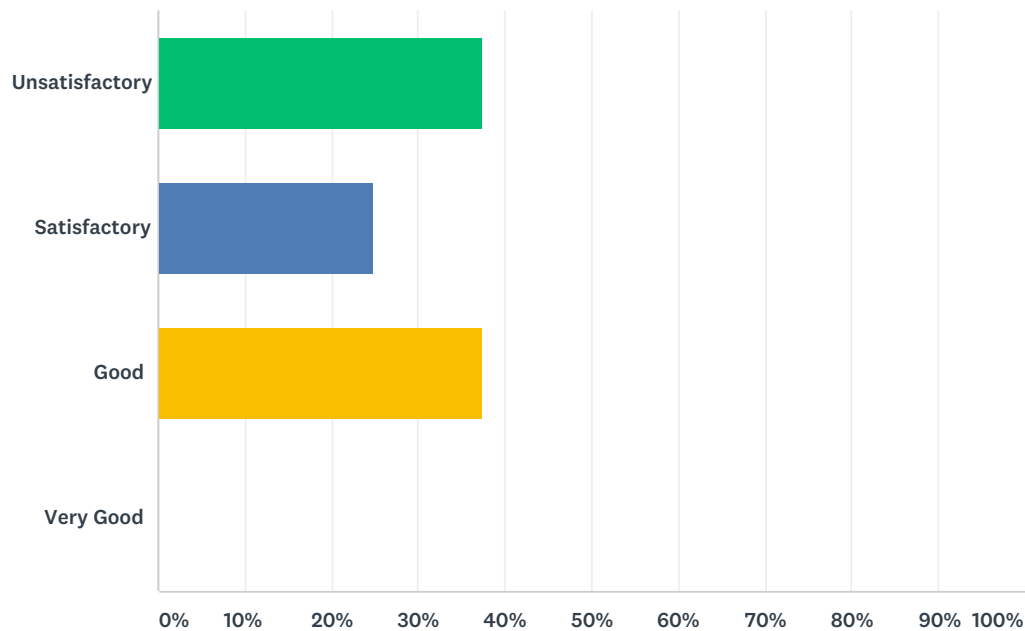
Answered: 16 Skipped: 1



ANSWER CHOICES		RESPONSES	
Unsatisfactory		12.50%	2
Satisfactory		31.25%	5
Good		56.25%	9
Very Good		0.00%	0
TOTAL			16

## Q4 What was the Availability and access to relevant library resources ?

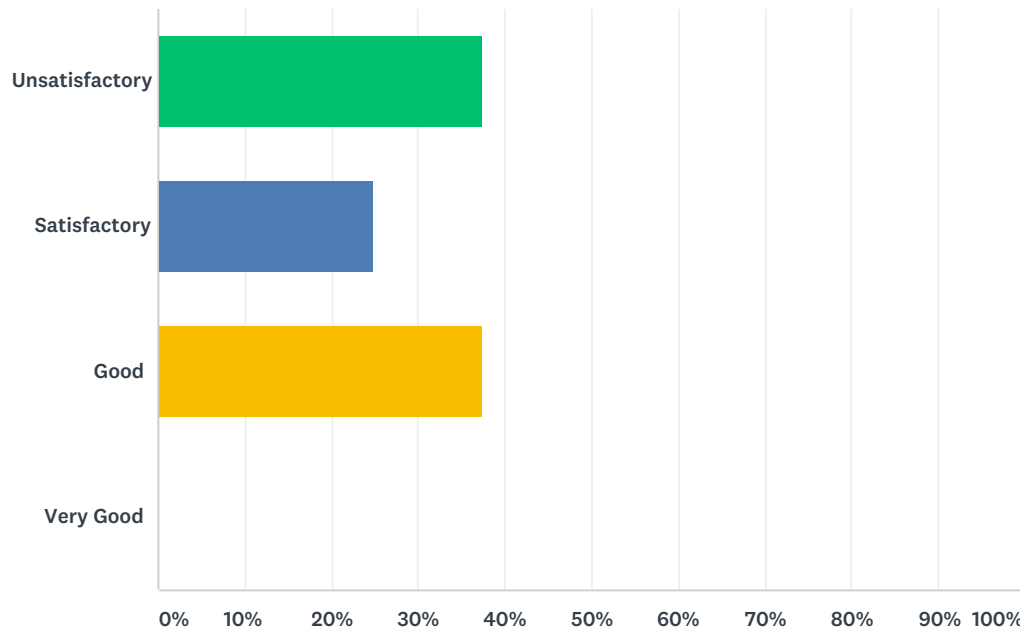
Answered: 16 Skipped: 1



ANSWER CHOICES		RESPONSES	
Unsatisfactory		37.50%	6
Satisfactory		25.00%	4
Good		37.50%	6
Very Good		0.00%	0
TOTAL			16

## Q5 What was the Availability and access to IT resources (lab, software, Internet, etc.) ?

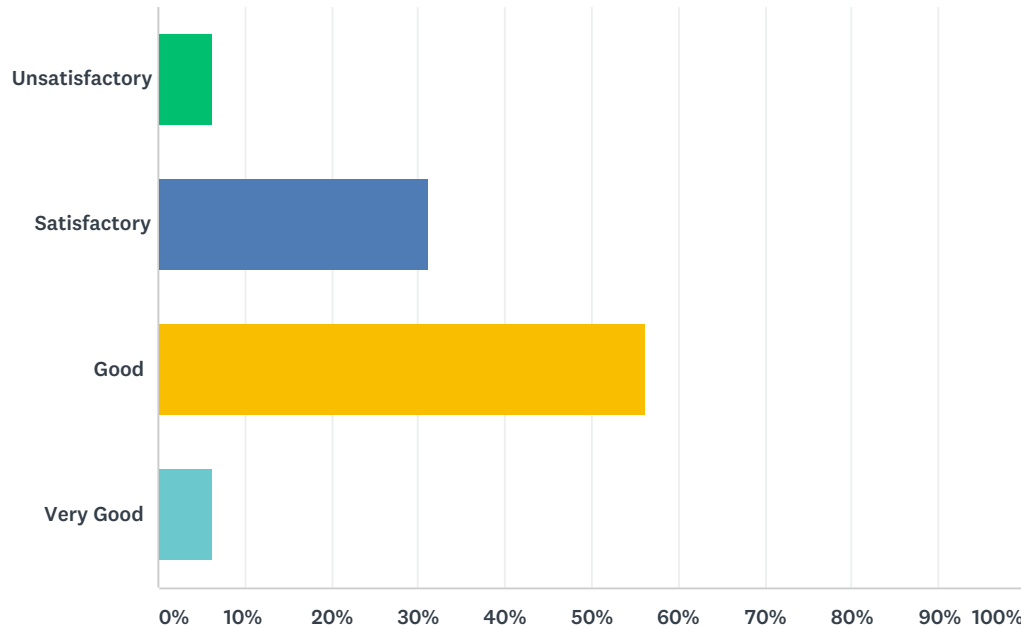
Answered: 16 Skipped: 1



ANSWER CHOICES	RESPONSES	
Unsatisfactory	37.50%	6
Satisfactory	25.00%	4
Good	37.50%	6
Very Good	0.00%	0
TOTAL		16

## Q6 What was the Relevance of the course in the context of overall program content

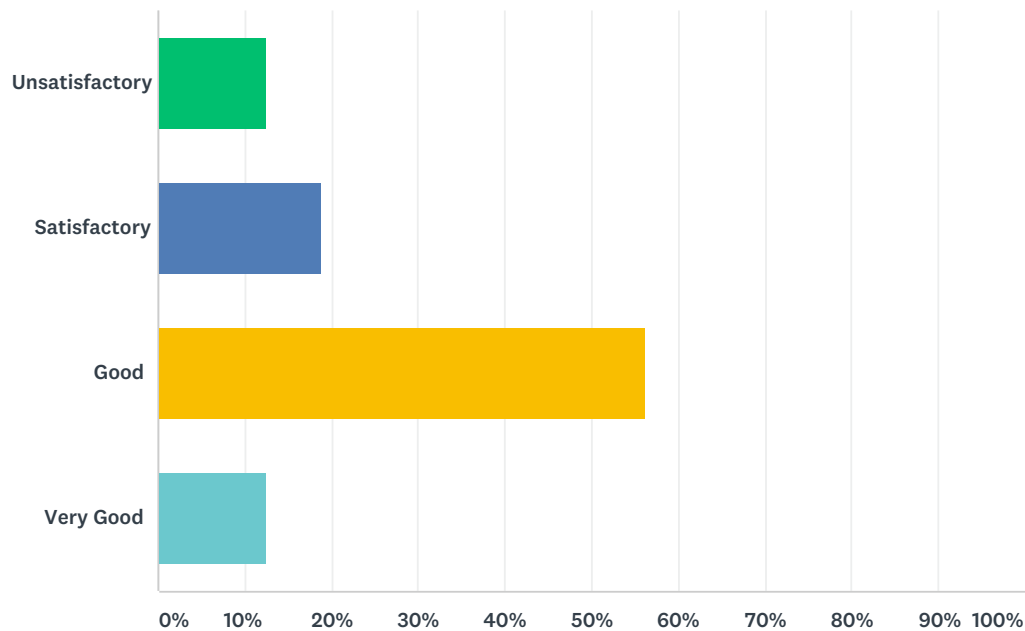
Answered: 16 Skipped: 1



ANSWER CHOICES	RESPONSES	
Unsatisfactory	6.25%	1
Satisfactory	31.25%	5
Good	56.25%	9
Very Good	6.25%	1
TOTAL		16

## Q7 What was the Relevance of the course to real life situations ?

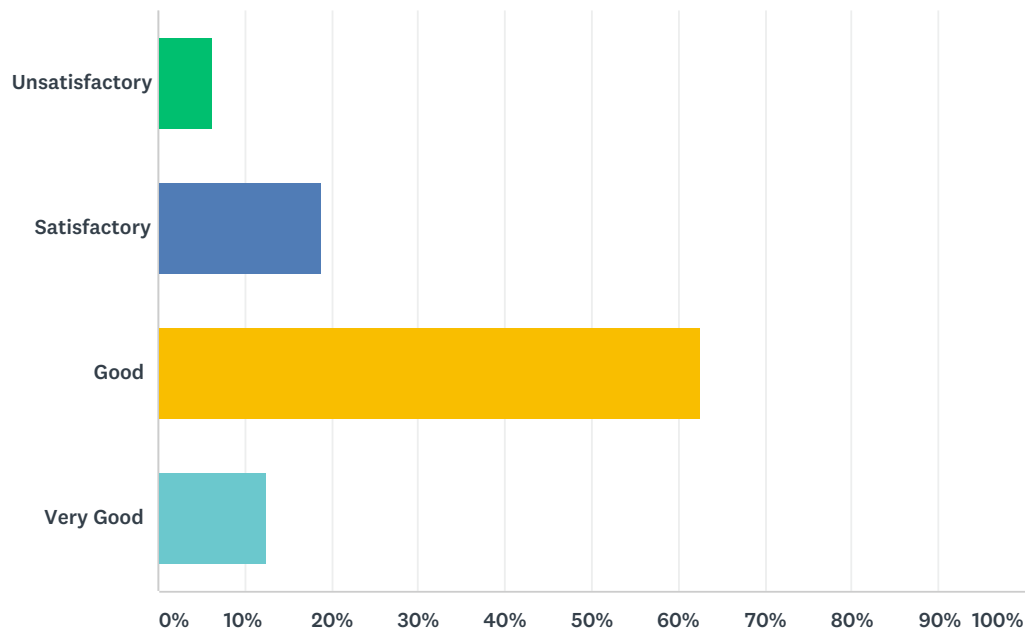
Answered: 16 Skipped: 1



ANSWER CHOICES		RESPONSES	
Unsatisfactory		12.50%	2
Satisfactory		18.75%	3
Good		56.25%	9
Very Good		12.50%	2
TOTAL			16

## Q8 What was the Quality of assignments/projects/tests ?

Answered: 16 Skipped: 1

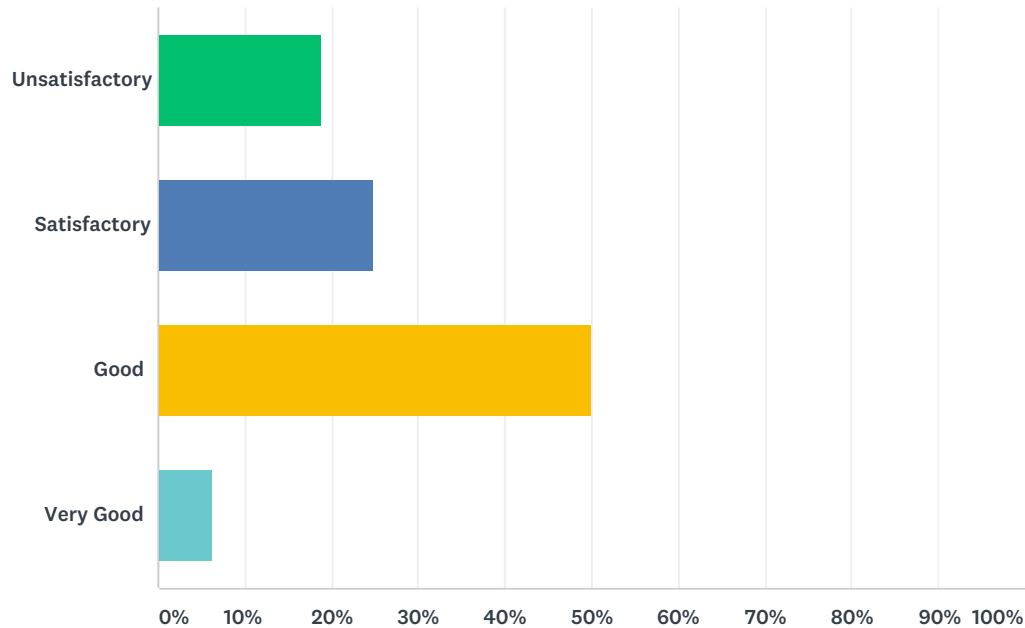


ANSWER CHOICES		RESPONSES	
Unsatisfactory		6.25%	1
Satisfactory		18.75%	3
Good		62.50%	10
Very Good		12.50%	2
TOTAL			16



## Q9 How would you state the Fairness of evaluation ?

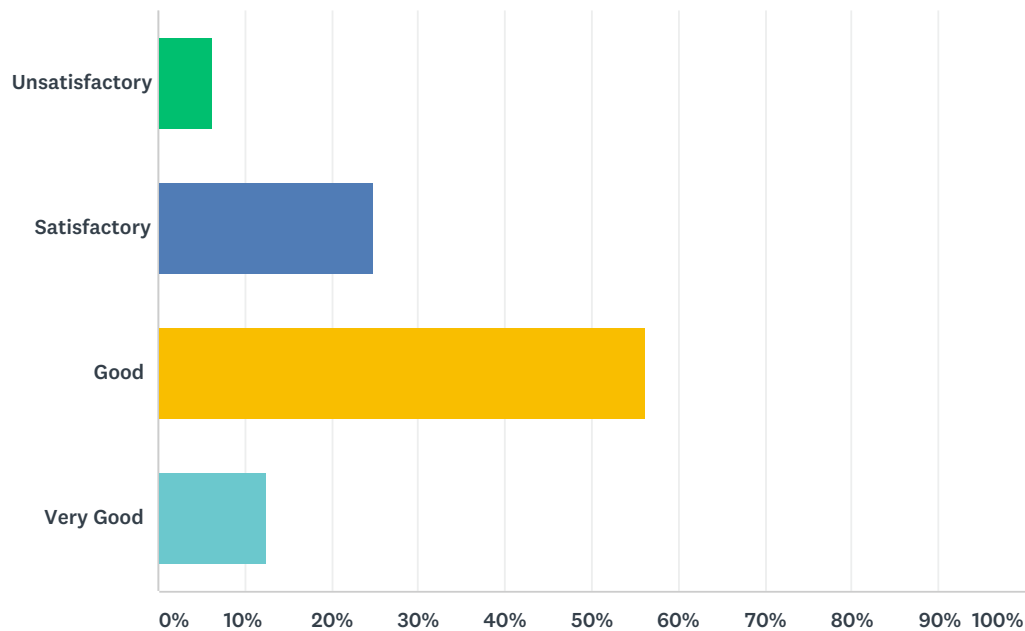
Answered: 16 Skipped: 1



ANSWER CHOICES	RESPONSES	
Unsatisfactory	18.75%	3
Satisfactory	25.00%	4
Good	50.00%	8
Very Good	6.25%	1
TOTAL		16

## Q10 What is your Overall rating of the course ?

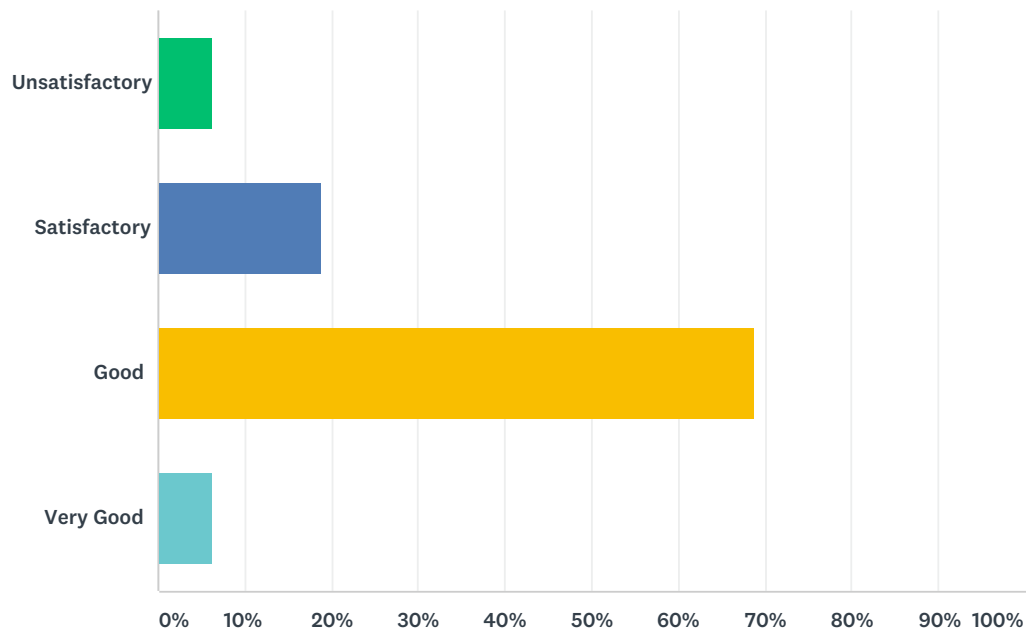
Answered: 16 Skipped: 1



ANSWER CHOICES		RESPONSES	
Unsatisfactory		6.25%	1
Satisfactory		25.00%	4
Good		56.25%	9
Very Good		12.50%	2
TOTAL			16

## Q11 The Knowledge-base of the teacher (as perceived by the student) is

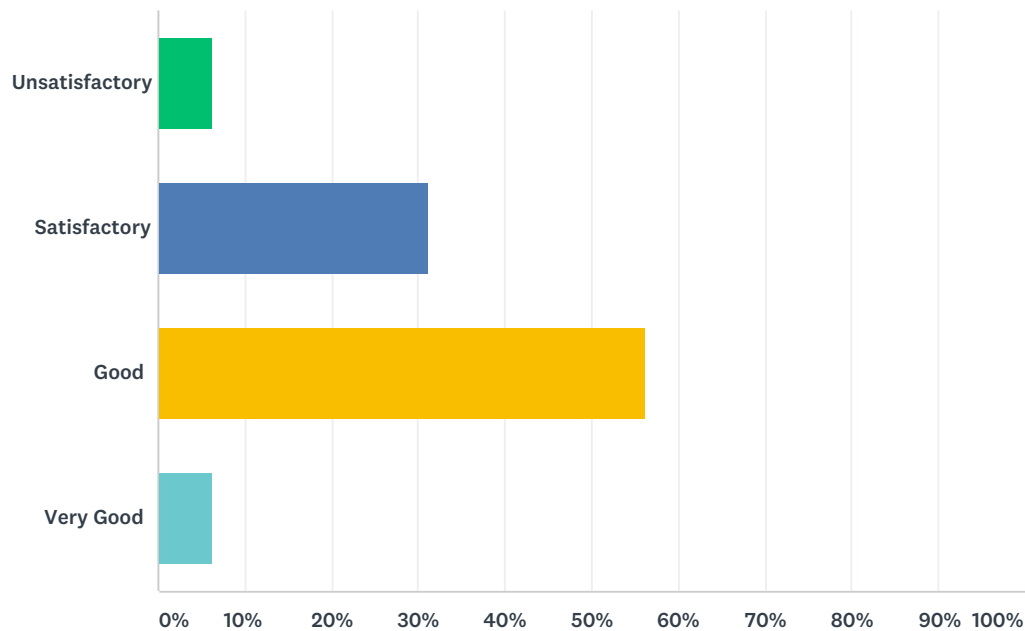
Answered: 16 Skipped: 1



ANSWER CHOICES	RESPONSES	
Unsatisfactory	6.25%	1
Satisfactory	18.75%	3
Good	68.75%	11
Very Good	6.25%	1
TOTAL		16

## Q12 The Communication skills of the teacher is

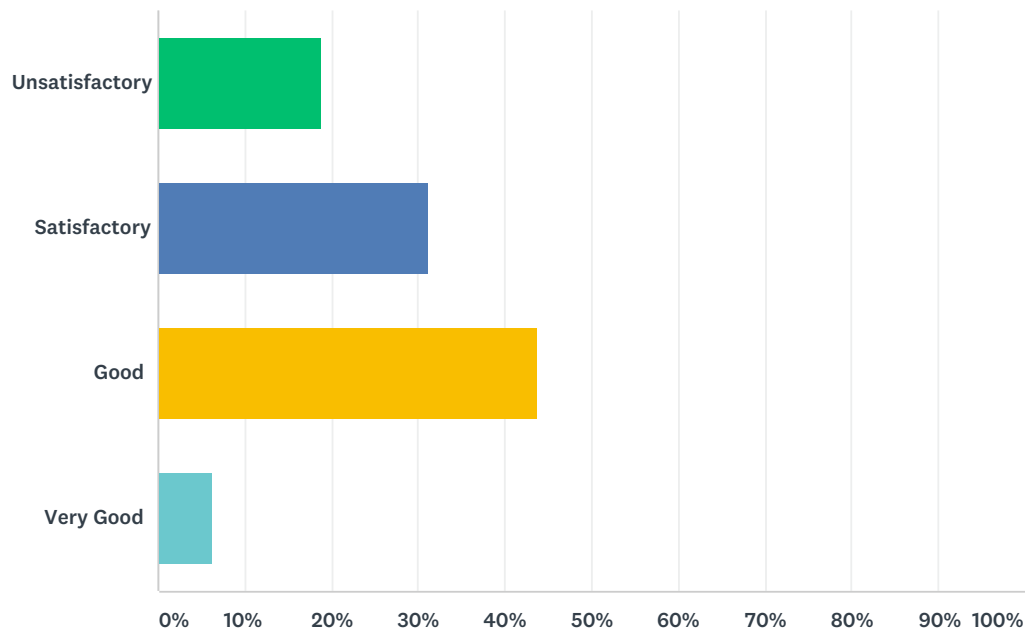
Answered: 16 Skipped: 1



ANSWER CHOICES	RESPONSES	
Unsatisfactory	6.25%	1
Satisfactory	31.25%	5
Good	56.25%	9
Very Good	6.25%	1
TOTAL		16

## Q13 The Sincerity/Commitment of the teacher is

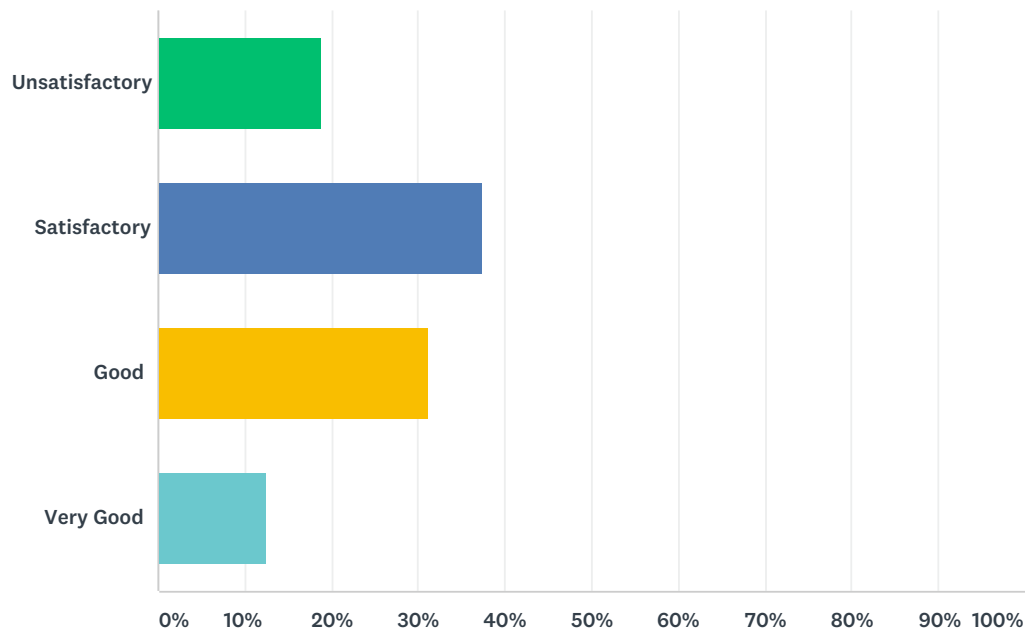
Answered: 16 Skipped: 1



ANSWER CHOICES	RESPONSES	
Unsatisfactory	18.75%	3
Satisfactory	31.25%	5
Good	43.75%	7
Very Good	6.25%	1
TOTAL		16

## Q14 The Interest Generated by Teacher is

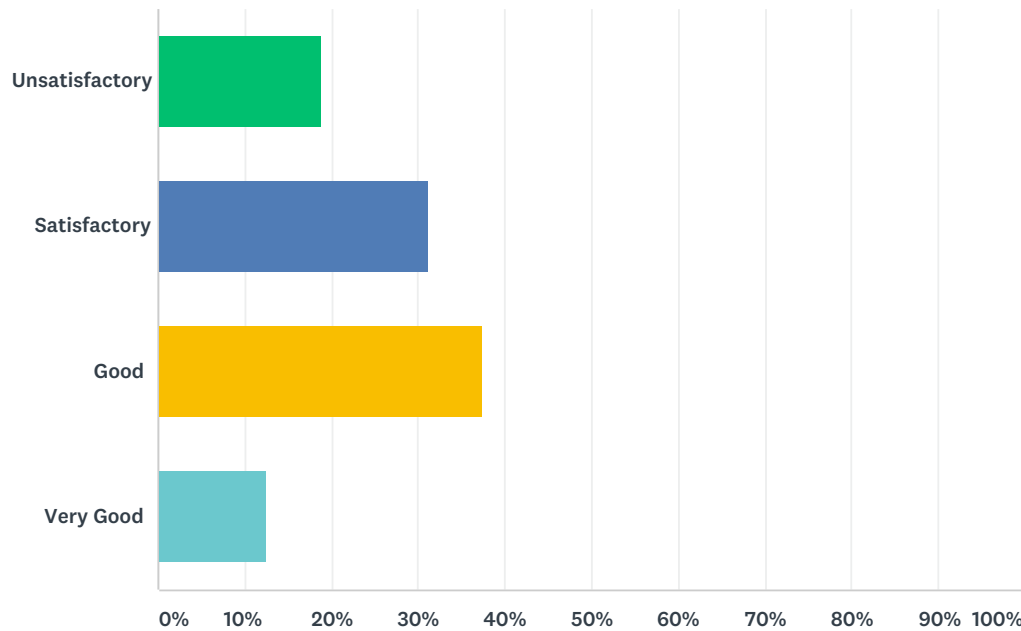
Answered: 16 Skipped: 1



ANSWER CHOICES	RESPONSES	
Unsatisfactory	18.75%	3
Satisfactory	37.50%	6
Good	31.25%	5
Very Good	12.50%	2
TOTAL		16

## Q15 The Encouragement by the teacher for participation by students during the classes is

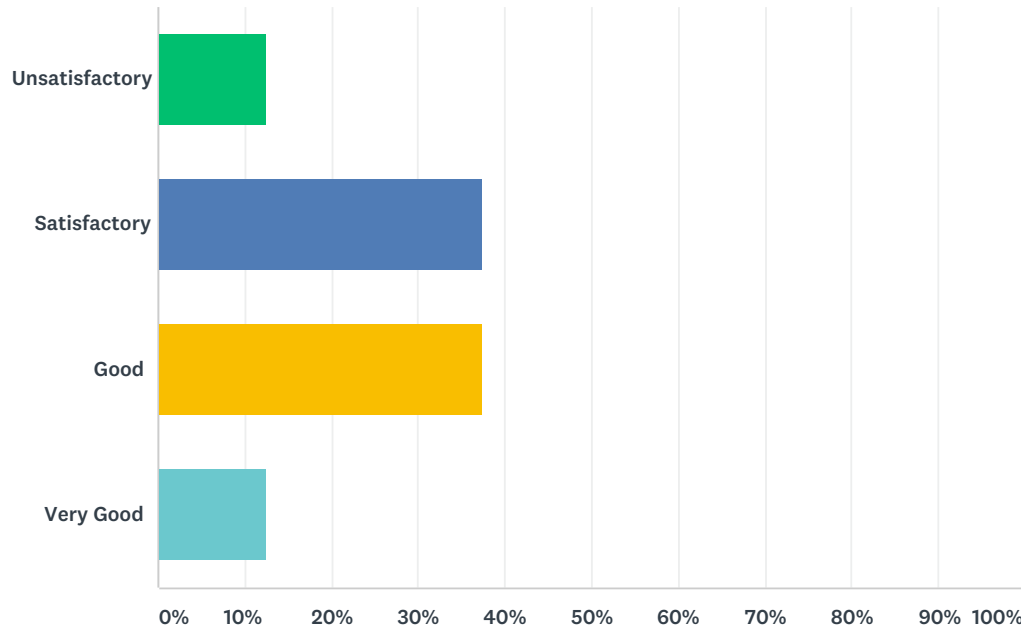
Answered: 16 Skipped: 1



ANSWER CHOICES	RESPONSES	
Unsatisfactory	18.75%	3
Satisfactory	31.25%	5
Good	37.50%	6
Very Good	12.50%	2
TOTAL		16

## Q16 The Ability to integrate course material with other courses in the programme is

Answered: 16 Skipped: 1

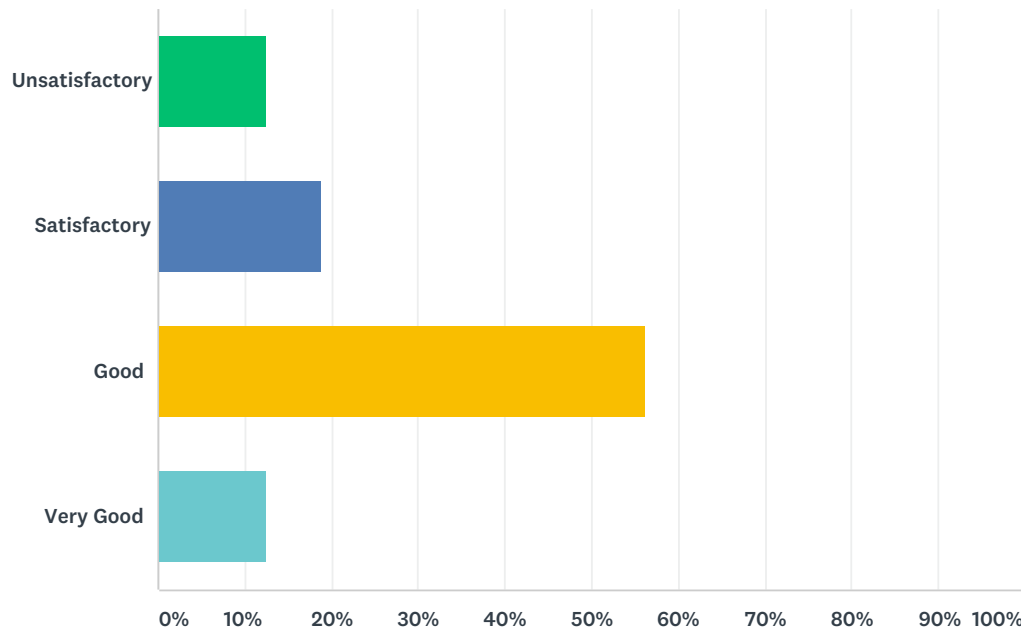


ANSWER CHOICES	RESPONSES	
Unsatisfactory	12.50%	2
Satisfactory	37.50%	6
Good	37.50%	6
Very Good	12.50%	2
TOTAL		16



## Q17 The Ability to design tests/assignments/examinations, etc. to evaluate students' understanding of the course is

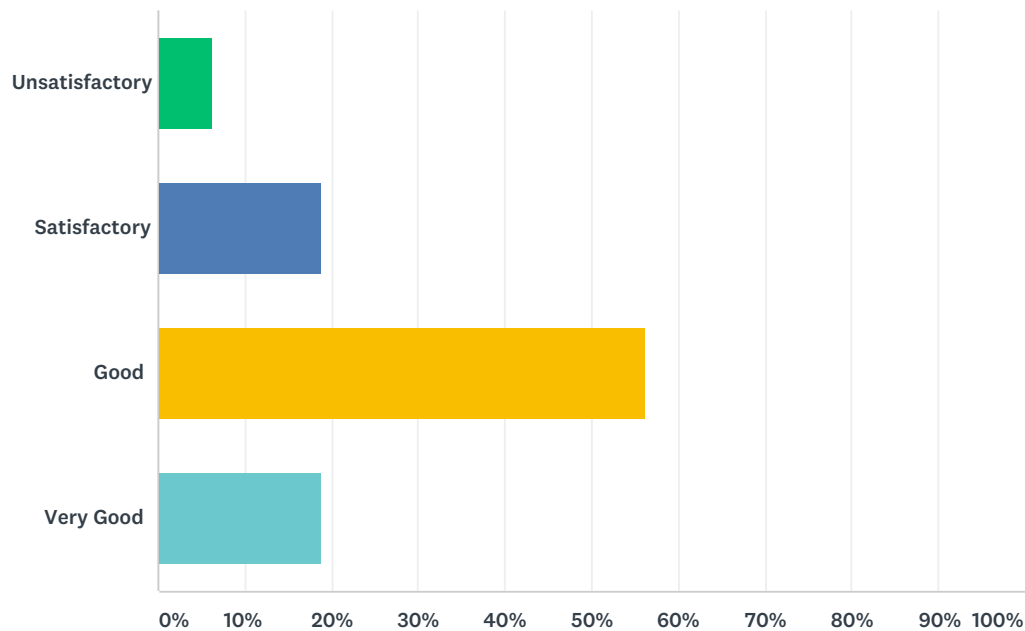
Answered: 16 Skipped: 1



ANSWER CHOICES	RESPONSES	
Unsatisfactory	12.50%	2
Satisfactory	18.75%	3
Good	56.25%	9
Very Good	12.50%	2
TOTAL		16

## Q18 The General behaviour and attitude is

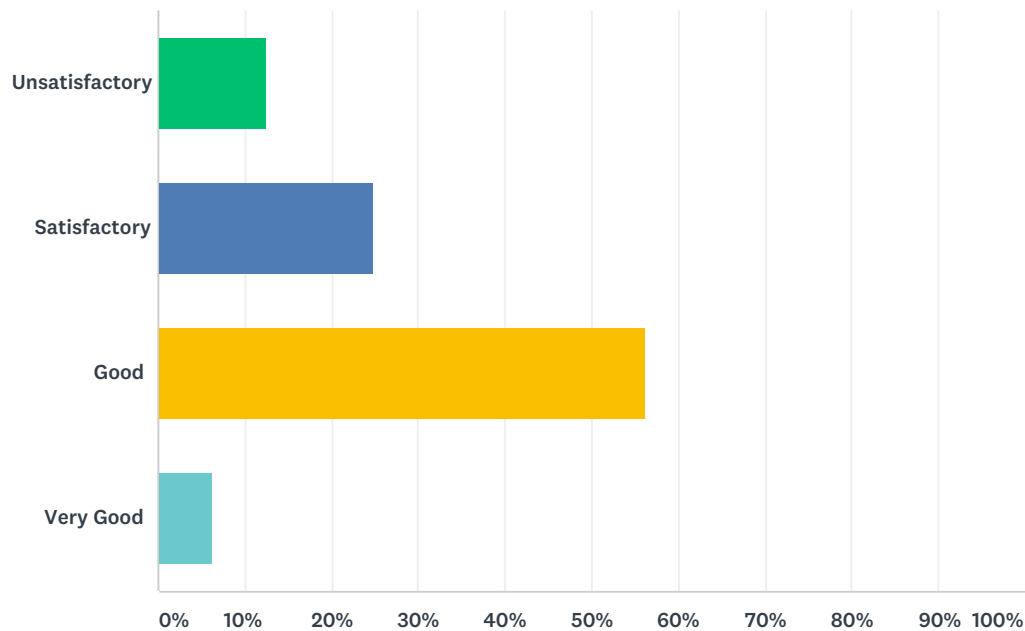
Answered: 16 Skipped: 1



ANSWER CHOICES		RESPONSES	
Unsatisfactory		6.25%	1
Satisfactory		18.75%	3
Good		56.25%	9
Very Good		18.75%	3
TOTAL			16

## Q19 The Accessibility of the teacher beyond the class hour is

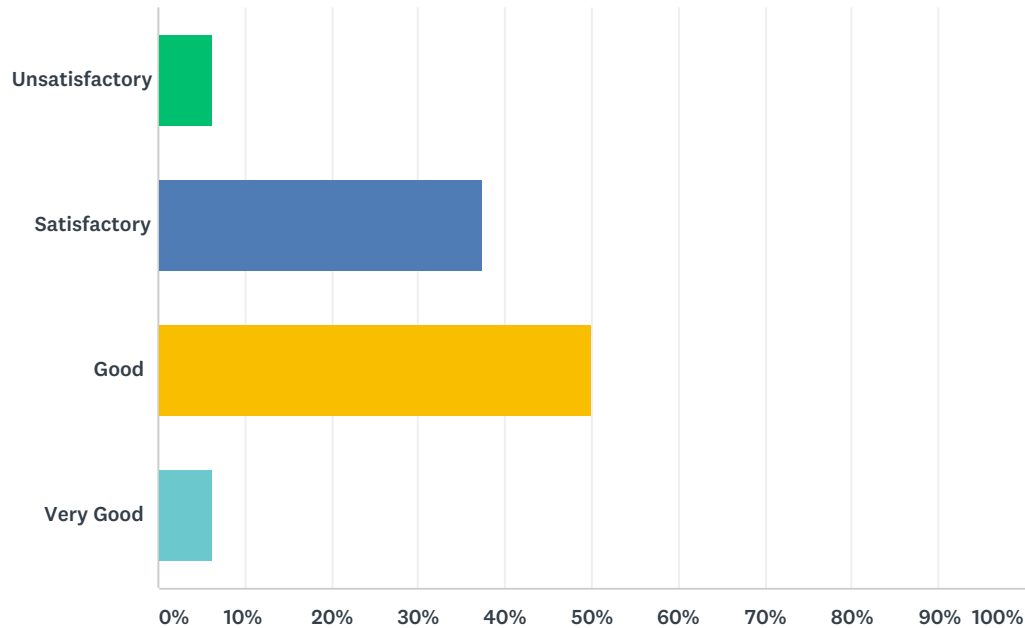
Answered: 16 Skipped: 1



ANSWER CHOICES	RESPONSES	
Unsatisfactory	12.50%	2
Satisfactory	25.00%	4
Good	56.25%	9
Very Good	6.25%	1
TOTAL		16

## Q20 The Ability to act as an advisor and mentor is

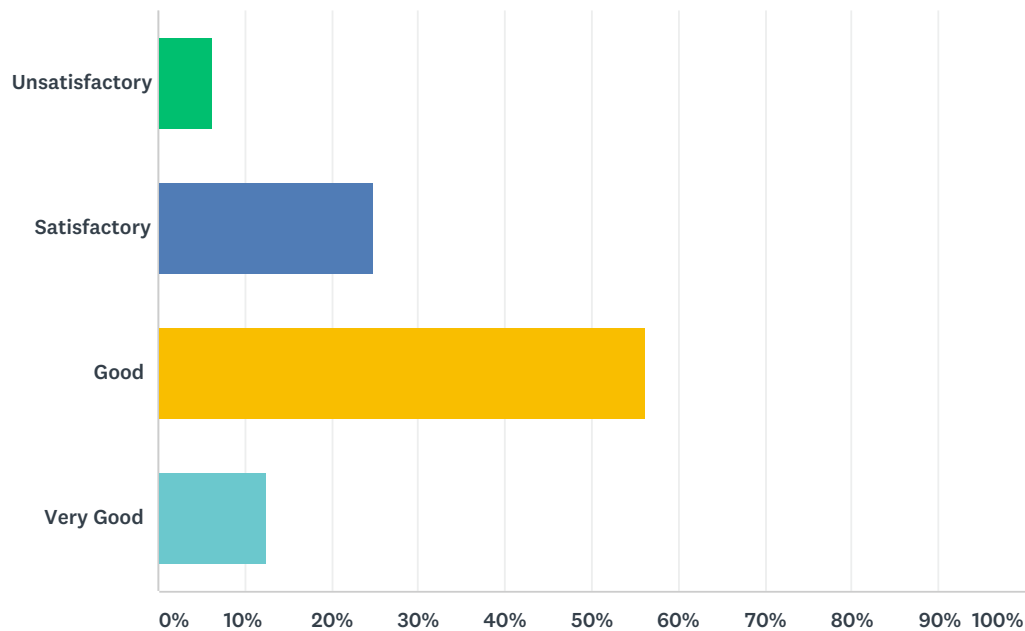
Answered: 16 Skipped: 1



ANSWER CHOICES		RESPONSES	
Unsatisfactory		6.25%	1
Satisfactory		37.50%	6
Good		50.00%	8
Very Good		6.25%	1
TOTAL			16

## Q21 The Overall rating is

Answered: 16 Skipped: 1



ANSWER CHOICES	RESPONSES	
Unsatisfactory	6.25%	1
Satisfactory	25.00%	4
Good	56.25%	9
Very Good	12.50%	2
TOTAL		16