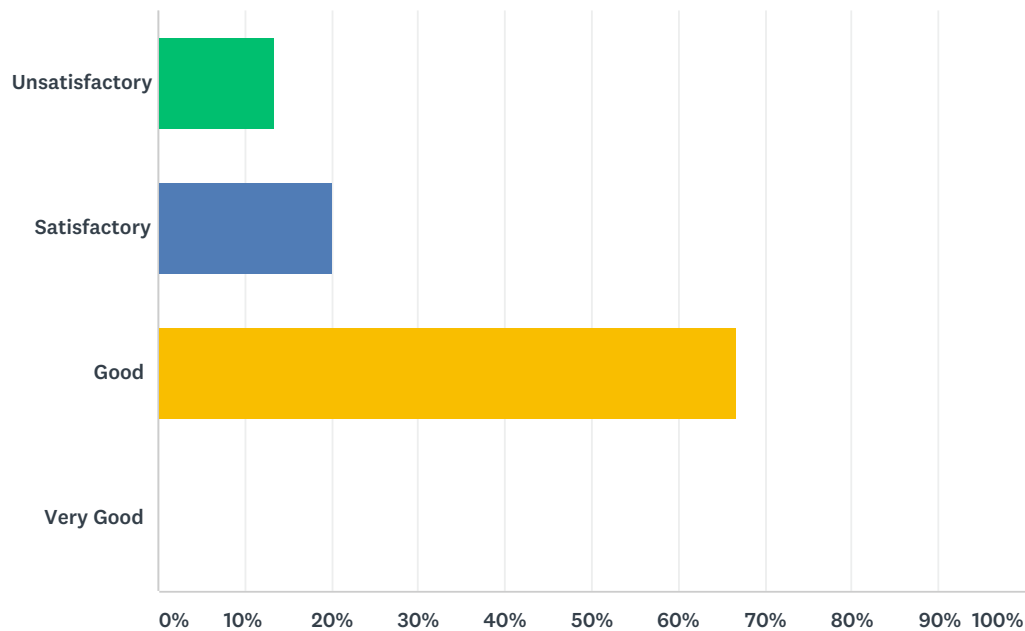


## Q1 1. What was Quality of the Academic Content of the course

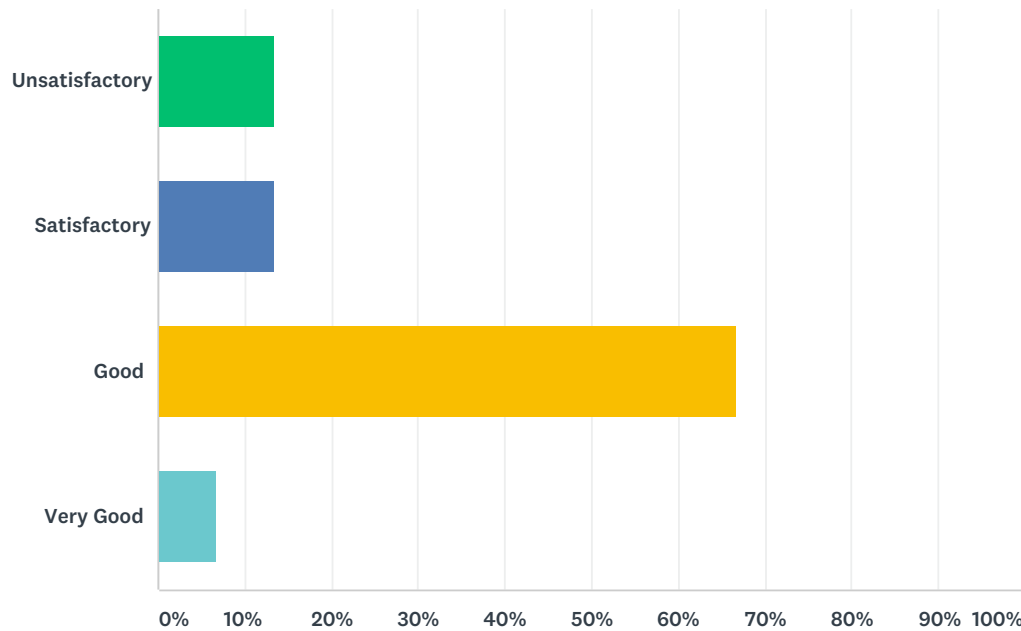
Answered: 15 Skipped: 0



ANSWER CHOICES		RESPONSES	
Unsatisfactory		13.33%	2
Satisfactory		20.00%	3
Good		66.67%	10
Very Good		0.00%	0
TOTAL			15

## Q2 What were the Learning Values from this course (in terms of knowledge, concepts, manual skills, analytical ability) ?

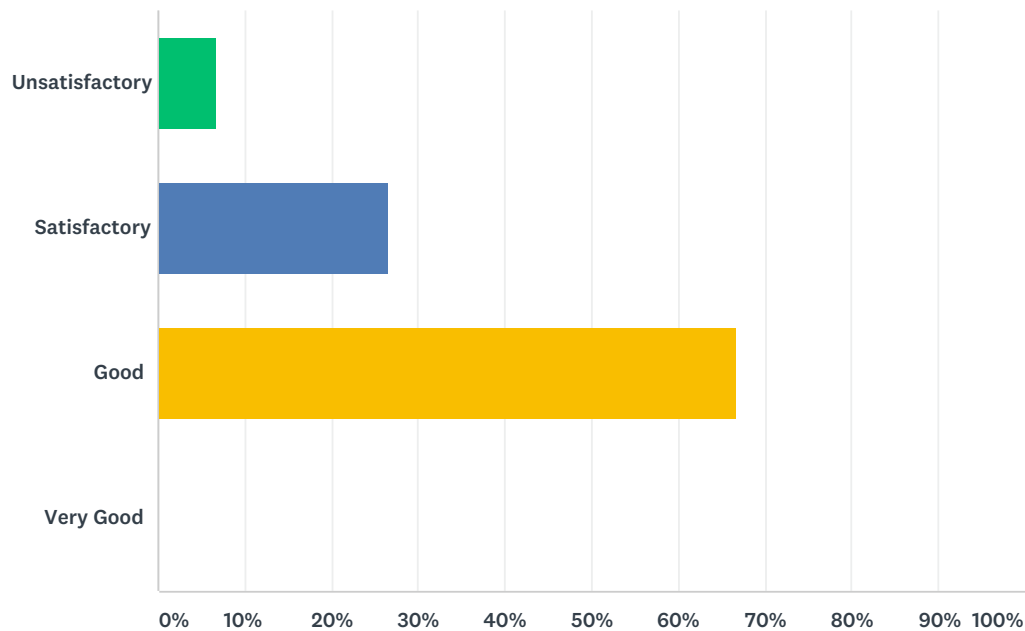
Answered: 15 Skipped: 0



ANSWER CHOICES	RESPONSES	
Unsatisfactory	13.33%	2
Satisfactory	13.33%	2
Good	66.67%	10
Very Good	6.67%	1
TOTAL		15

### Q3 What was extent of coverage of the course in the class ?

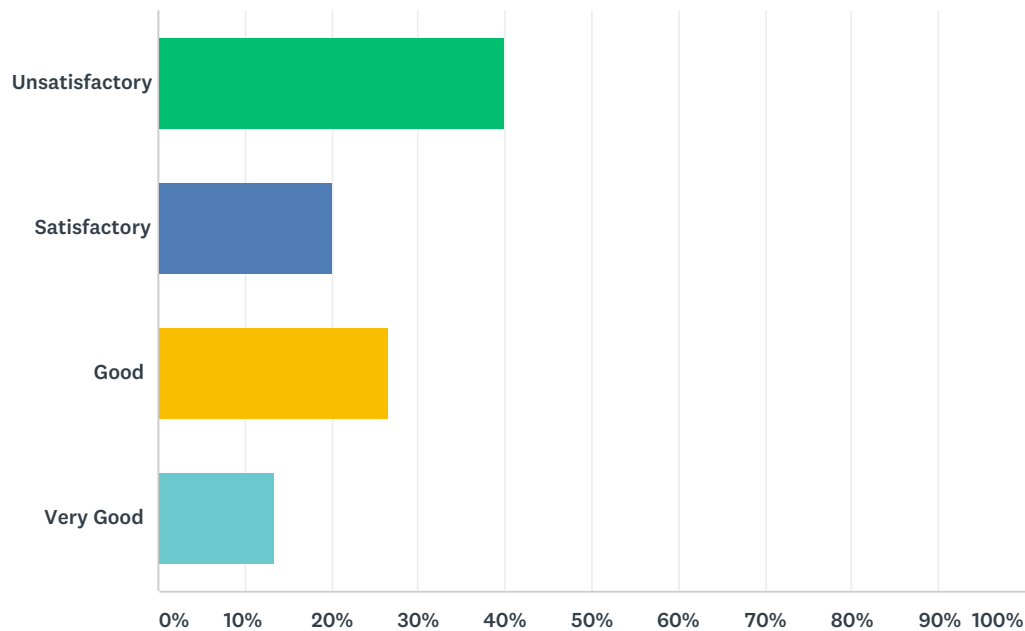
Answered: 15 Skipped: 0



ANSWER CHOICES	RESPONSES	
Unsatisfactory	6.67%	1
Satisfactory	26.67%	4
Good	66.67%	10
Very Good	0.00%	0
TOTAL		15

## Q4 What was the Availability and access to relevant library resources ?

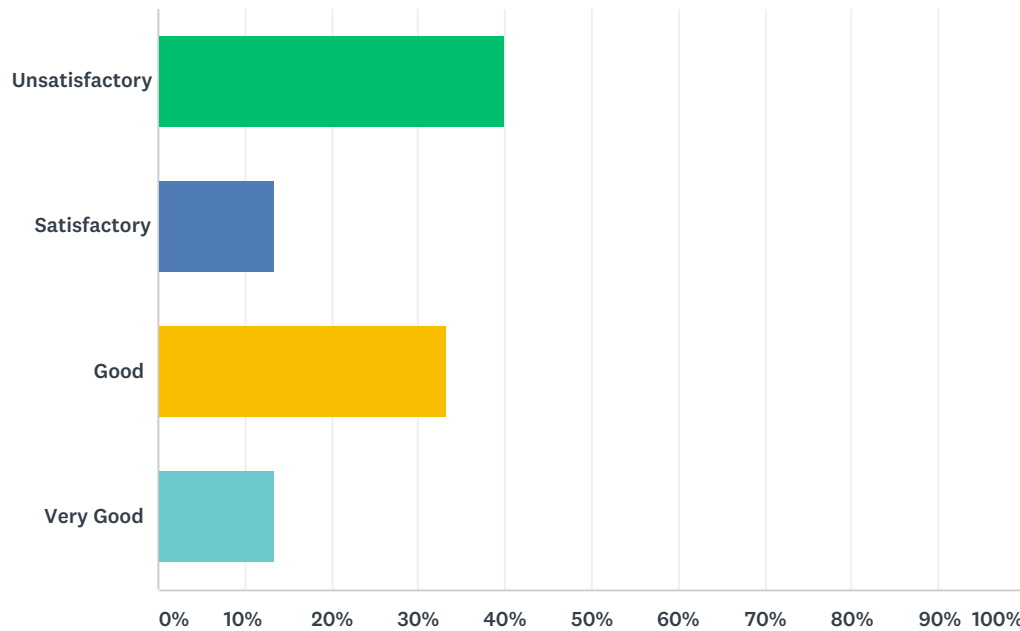
Answered: 15 Skipped: 0



ANSWER CHOICES	RESPONSES	
Unsatisfactory	40.00%	6
Satisfactory	20.00%	3
Good	26.67%	4
Very Good	13.33%	2
TOTAL		15

## Q5 What was the Availability and access to IT resources (lab, software, Internet, etc.) ?

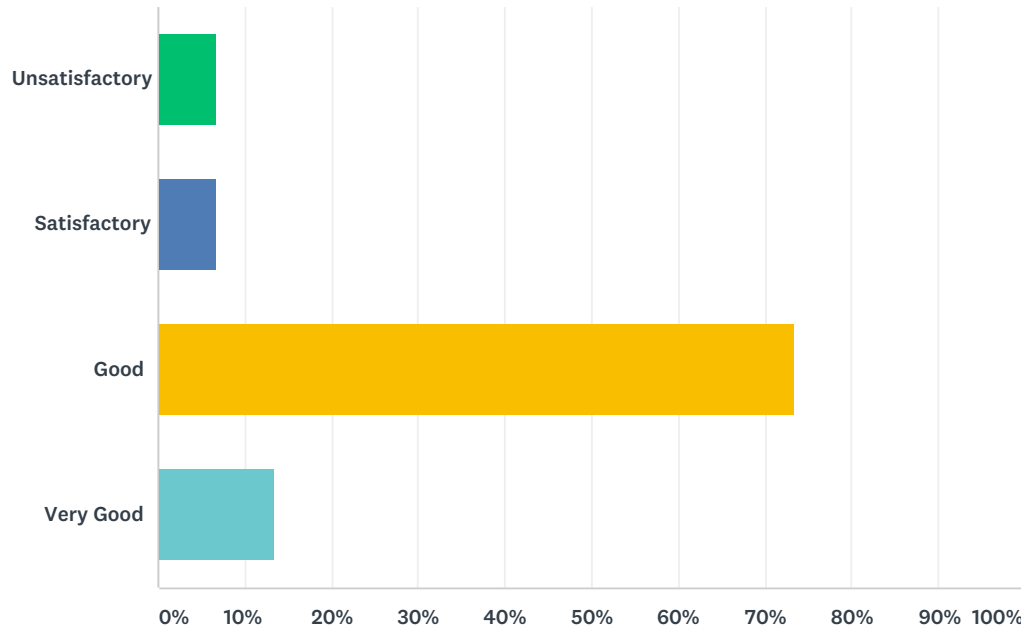
Answered: 15 Skipped: 0



ANSWER CHOICES	RESPONSES	
Unsatisfactory	40.00%	6
Satisfactory	13.33%	2
Good	33.33%	5
Very Good	13.33%	2
TOTAL		15

## Q6 What was the Relevance of the course in the context of overall program content

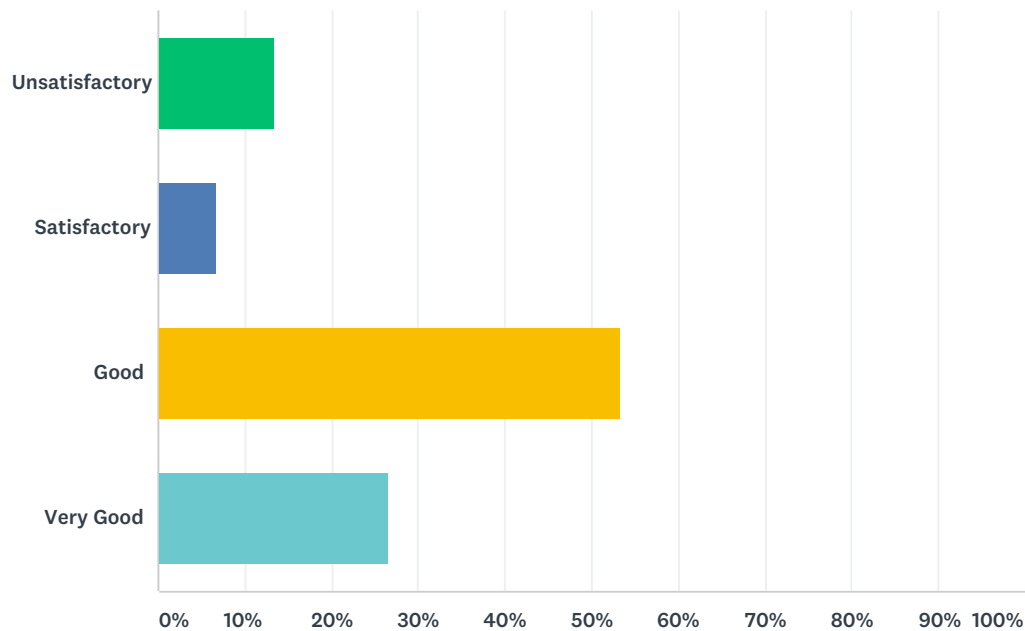
Answered: 15 Skipped: 0



ANSWER CHOICES	RESPONSES	
Unsatisfactory	6.67%	1
Satisfactory	6.67%	1
Good	73.33%	11
Very Good	13.33%	2
TOTAL		15

## Q7 What was the Relevance of the course to real life situations ?

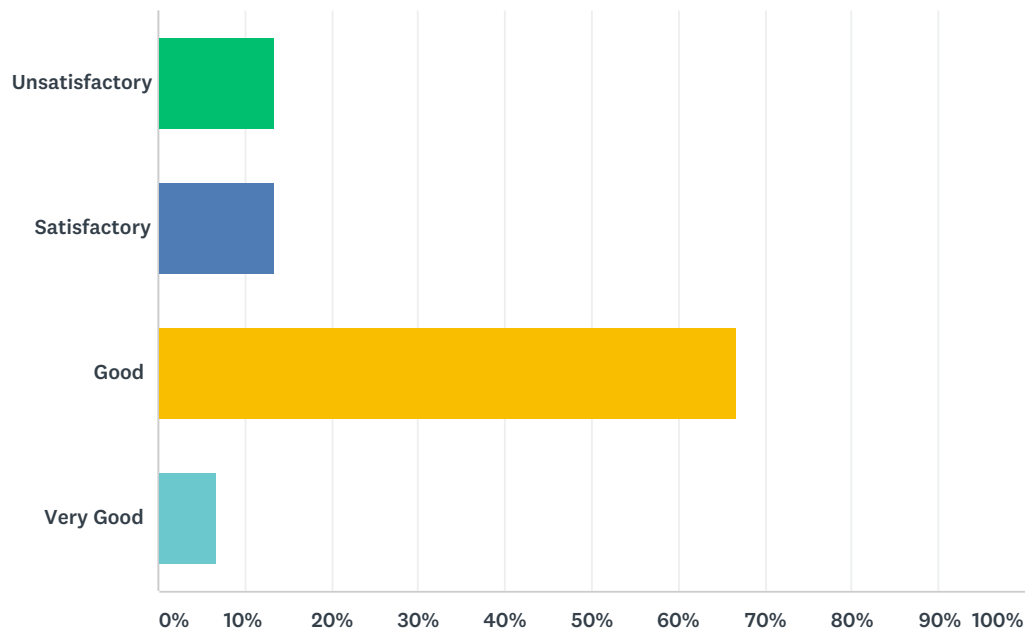
Answered: 15 Skipped: 0



ANSWER CHOICES	RESPONSES	
Unsatisfactory	13.33%	2
Satisfactory	6.67%	1
Good	53.33%	8
Very Good	26.67%	4
TOTAL		15

## Q8 What was the Quality of assignments/projects/tests ?

Answered: 15 Skipped: 0

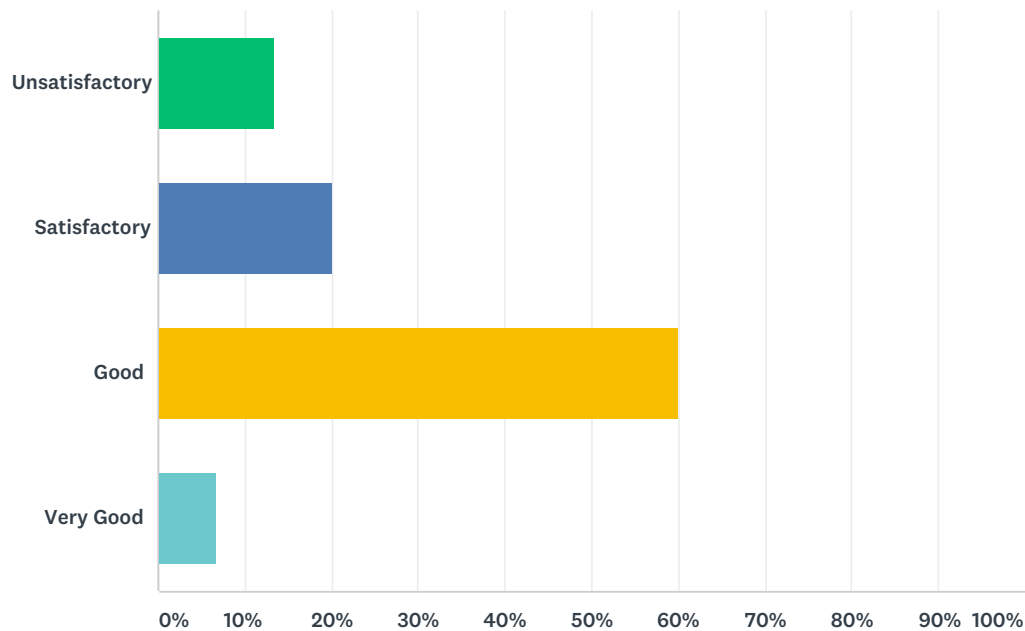


ANSWER CHOICES	RESPONSES	
Unsatisfactory	13.33%	2
Satisfactory	13.33%	2
Good	66.67%	10
Very Good	6.67%	1
TOTAL		15



## Q9 How would you state the Fairness of evaluation ?

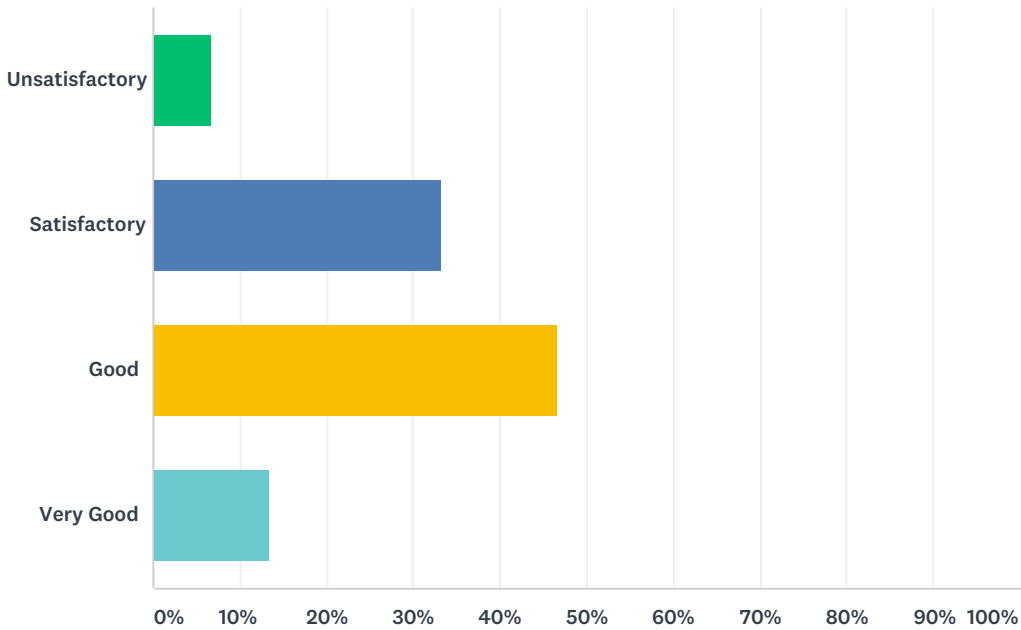
Answered: 15 Skipped: 0



ANSWER CHOICES		RESPONSES	
Unsatisfactory		13.33%	2
Satisfactory		20.00%	3
Good		60.00%	9
Very Good		6.67%	1
TOTAL			15

Q10 What is your Overall rating of the course ?

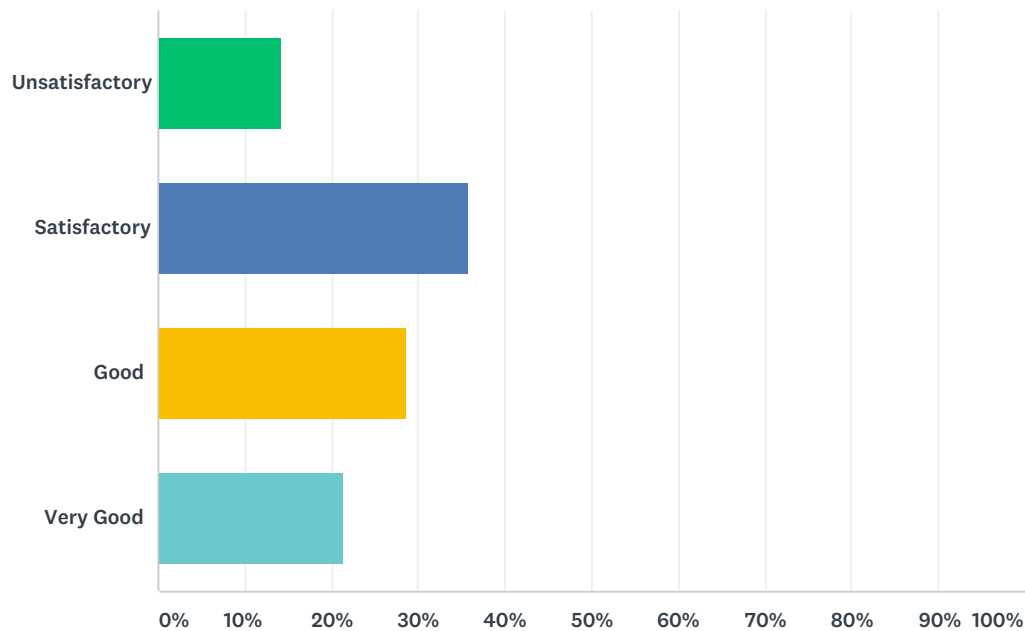
Answered: 15    Skipped: 0



ANSWER CHOICES		RESPONSES	
Unsatisfactory		6.67%	1
Satisfactory		33.33%	5
Good		46.67%	7
Very Good		13.33%	2
TOTAL			15

## Q11 The Knowledge-base of the teacher (as perceived by the student) is

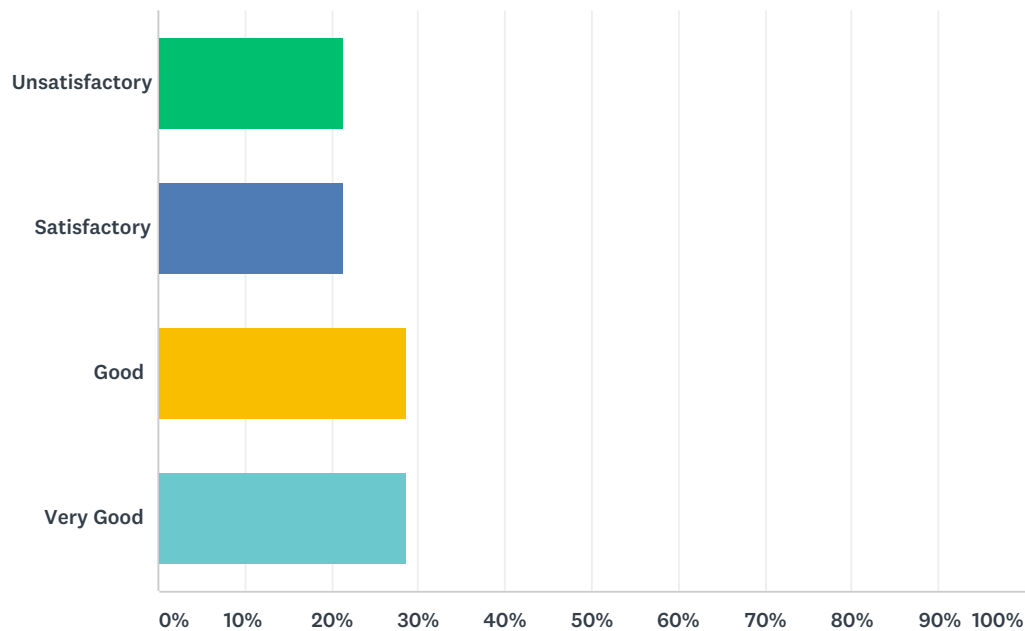
Answered: 14 Skipped: 1



ANSWER CHOICES	RESPONSES	
Unsatisfactory	14.29%	2
Satisfactory	35.71%	5
Good	28.57%	4
Very Good	21.43%	3
TOTAL		14

## Q12 The Communication skills of the teacher is

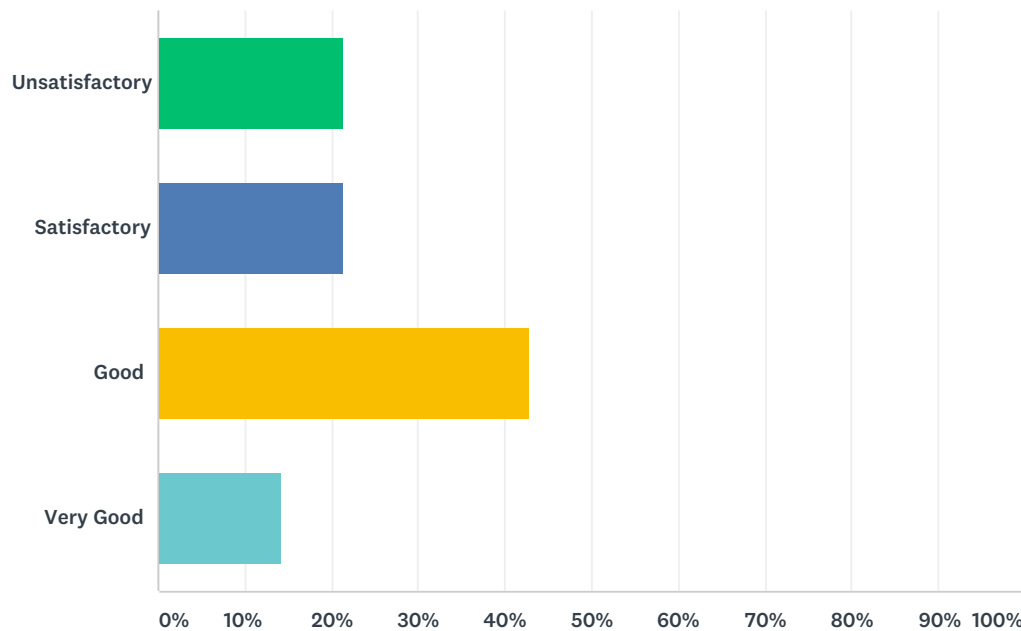
Answered: 14 Skipped: 1



ANSWER CHOICES	RESPONSES	
Unsatisfactory	21.43%	3
Satisfactory	21.43%	3
Good	28.57%	4
Very Good	28.57%	4
TOTAL		14

## Q13 The Sincerity/Commitment of the teacher is

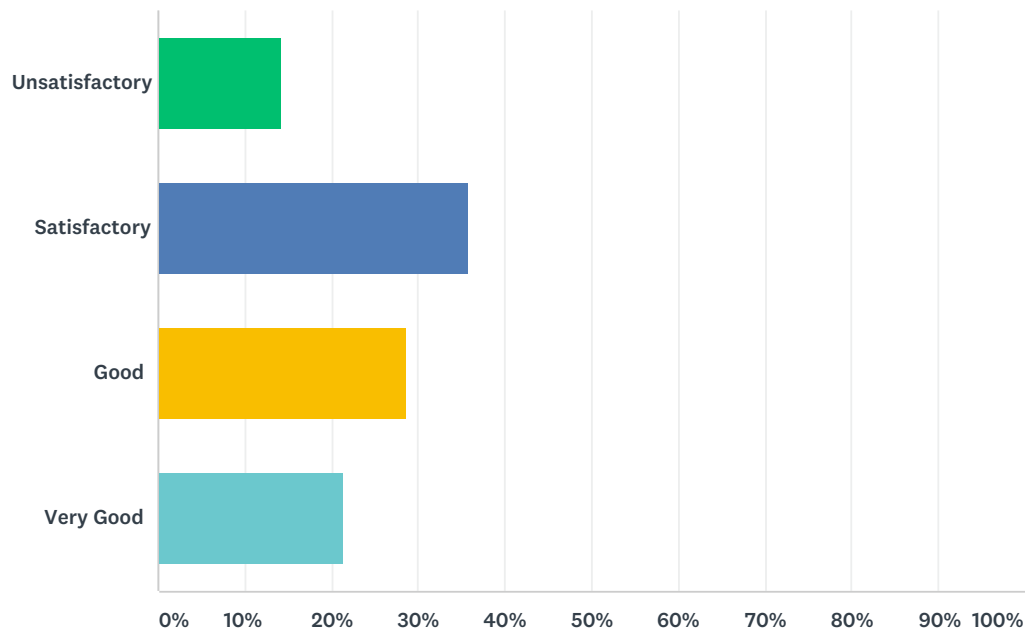
Answered: 14 Skipped: 1



ANSWER CHOICES	RESPONSES	
Unsatisfactory	21.43%	3
Satisfactory	21.43%	3
Good	42.86%	6
Very Good	14.29%	2
TOTAL		14

## Q14 The Interest Generated by Teacher is

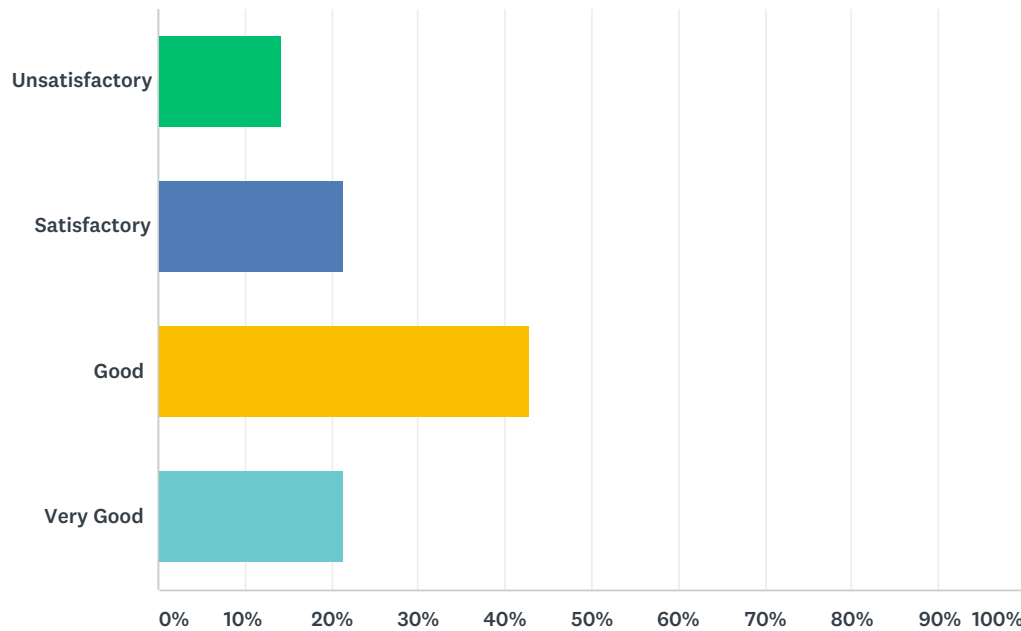
Answered: 14 Skipped: 1



ANSWER CHOICES	RESPONSES	
Unsatisfactory	14.29%	2
Satisfactory	35.71%	5
Good	28.57%	4
Very Good	21.43%	3
TOTAL		14

## Q15 The Encouragement by the teacher for participation by students during the classes is

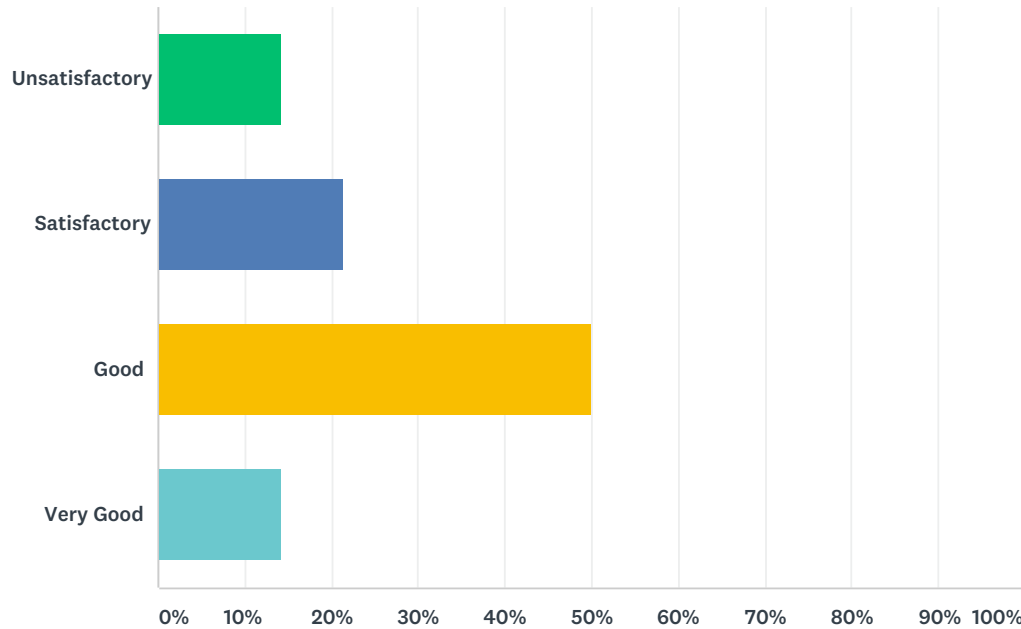
Answered: 14 Skipped: 1



ANSWER CHOICES	RESPONSES	
Unsatisfactory	14.29%	2
Satisfactory	21.43%	3
Good	42.86%	6
Very Good	21.43%	3
TOTAL		14

## Q16 The Ability to integrate course material with other courses in the programme is

Answered: 14 Skipped: 1

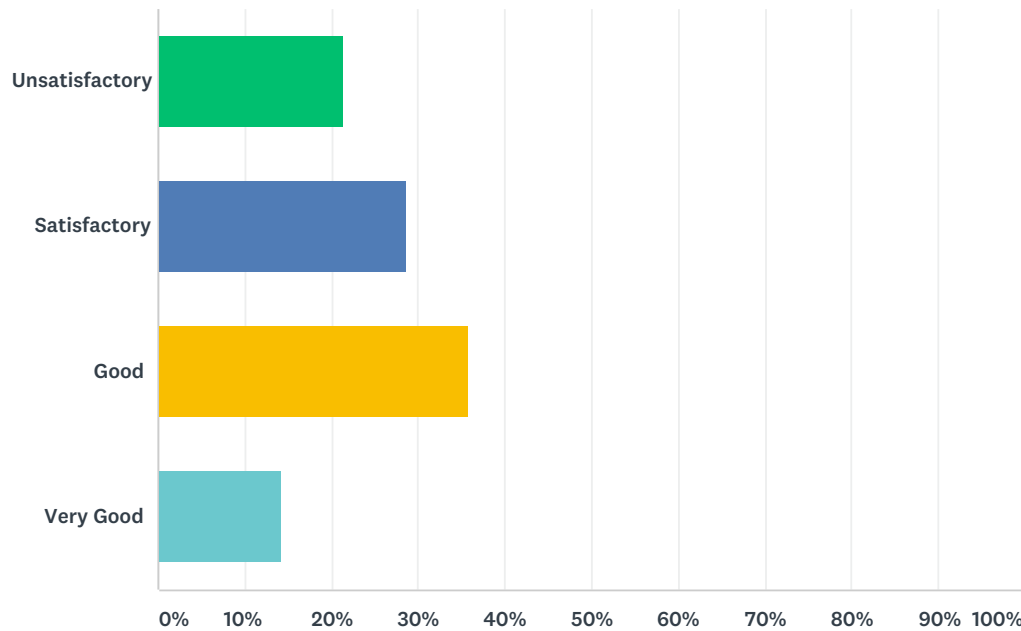


ANSWER CHOICES	RESPONSES	
Unsatisfactory	14.29%	2
Satisfactory	21.43%	3
Good	50.00%	7
Very Good	14.29%	2
TOTAL		14



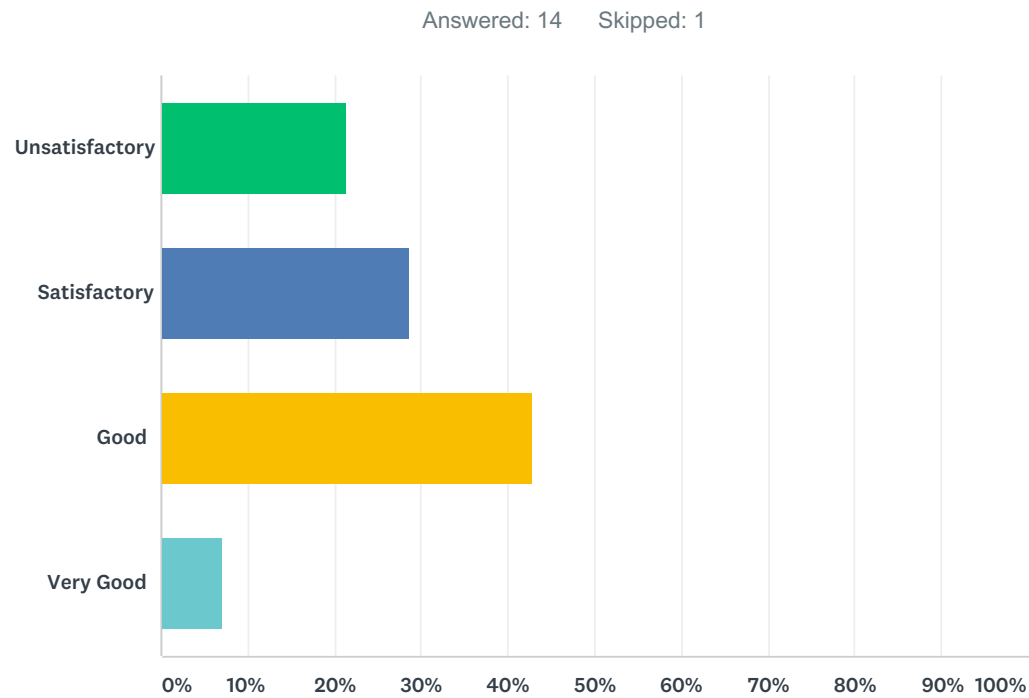
## Q17 The Ability to design tests/assignments/examinations, etc. to evaluate students' understanding of the course is

Answered: 14 Skipped: 1



ANSWER CHOICES	RESPONSES	
Unsatisfactory	21.43%	3
Satisfactory	28.57%	4
Good	35.71%	5
Very Good	14.29%	2
TOTAL		14

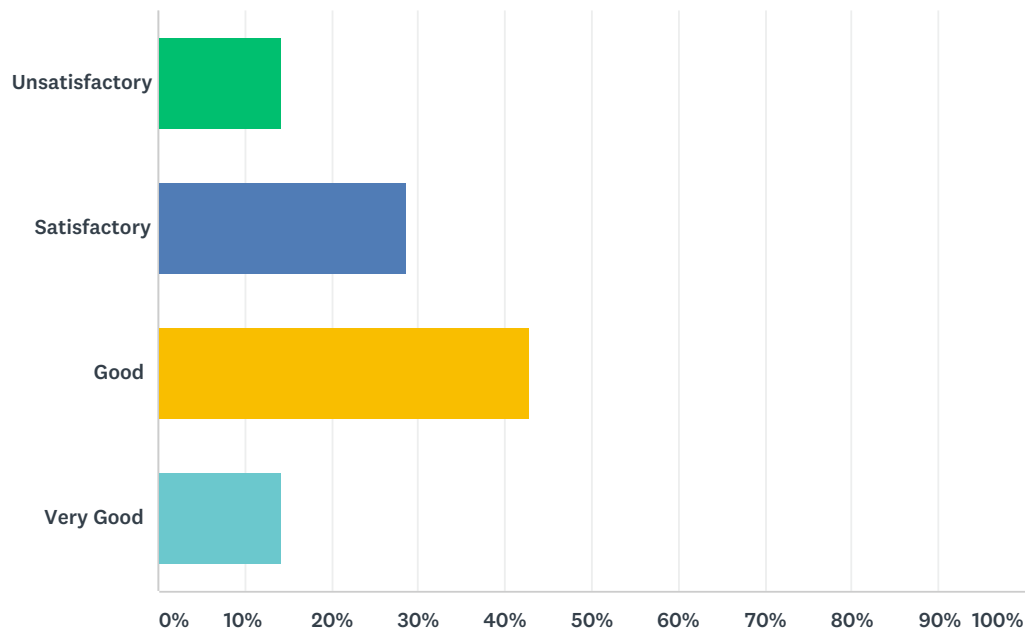
Q18 The General behaviour and attitude is



ANSWER CHOICES	RESPONSES	
Unsatisfactory	21.43%	3
Satisfactory	28.57%	4
Good	42.86%	6
Very Good	7.14%	1
TOTAL		14

## Q19 The Accessibility of the teacher beyond the class hour is

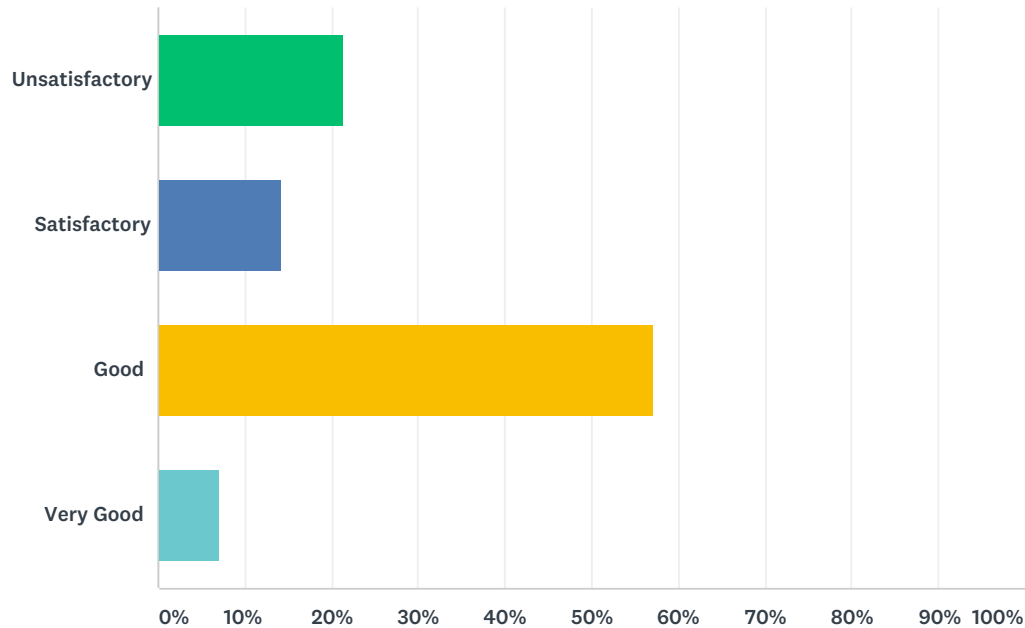
Answered: 14 Skipped: 1



ANSWER CHOICES	RESPONSES	
Unsatisfactory	14.29%	2
Satisfactory	28.57%	4
Good	42.86%	6
Very Good	14.29%	2
TOTAL		14

## Q20 The Ability to act as an advisor and mentor is

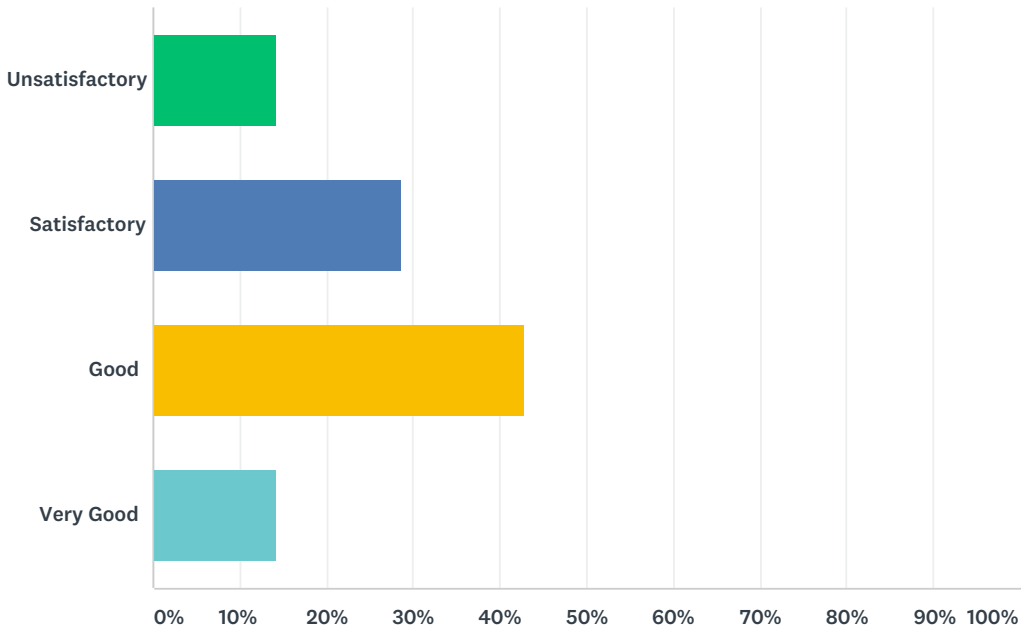
Answered: 14 Skipped: 1



ANSWER CHOICES	RESPONSES	
Unsatisfactory	21.43%	3
Satisfactory	14.29%	2
Good	57.14%	8
Very Good	7.14%	1
TOTAL		14

Q21 The Overall rating is

Answered: 14    Skipped: 1



ANSWER CHOICES		RESPONSES	
Unsatisfactory		14.29%	2
Satisfactory		28.57%	4
Good		42.86%	6
Very Good		14.29%	2
TOTAL			14