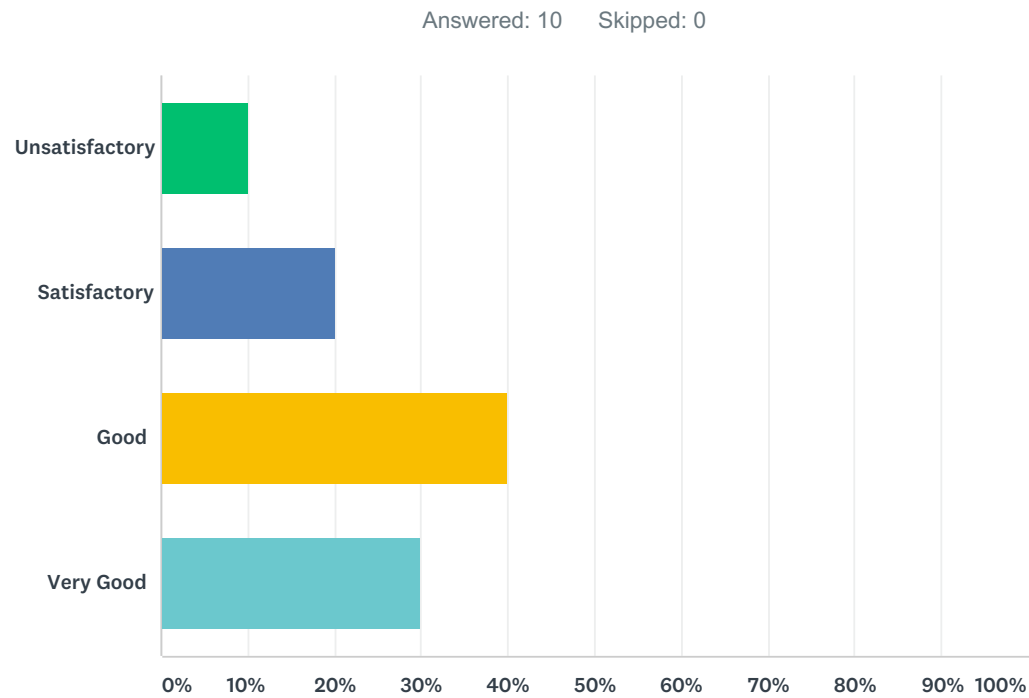


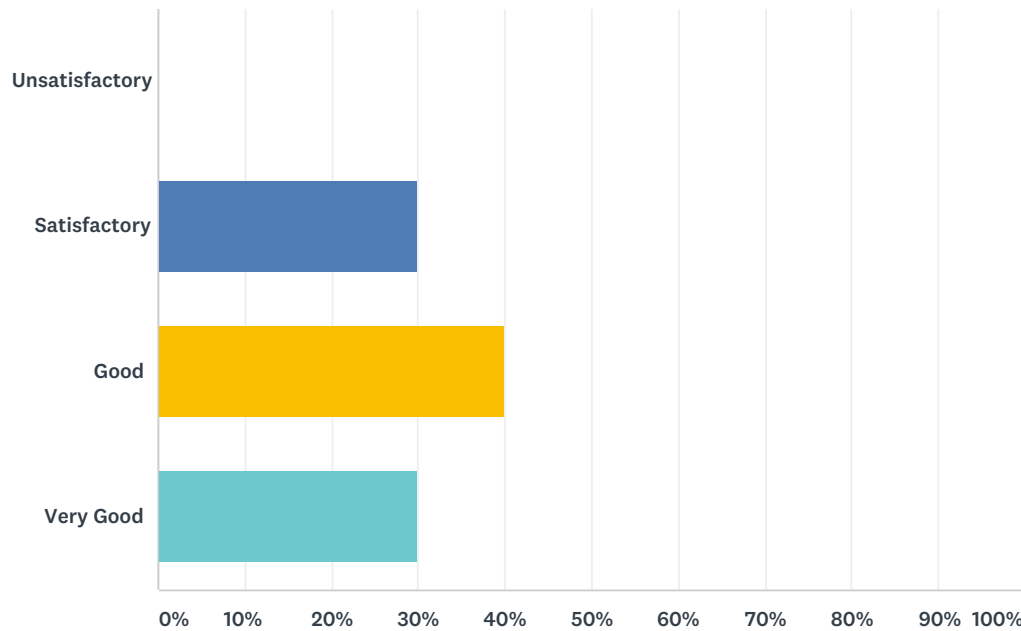
Q1 1. What was Quality of the Academic Content of the course



| ANSWER CHOICES | RESPONSES | |
|----------------|-----------|----|
| Unsatisfactory | 10.00% | 1 |
| Satisfactory | 20.00% | 2 |
| Good | 40.00% | 4 |
| Very Good | 30.00% | 3 |
| TOTAL | | 10 |

Q2 What were the Learning Values from this course (in terms of knowledge, concepts, manual skills, analytical ability) ?

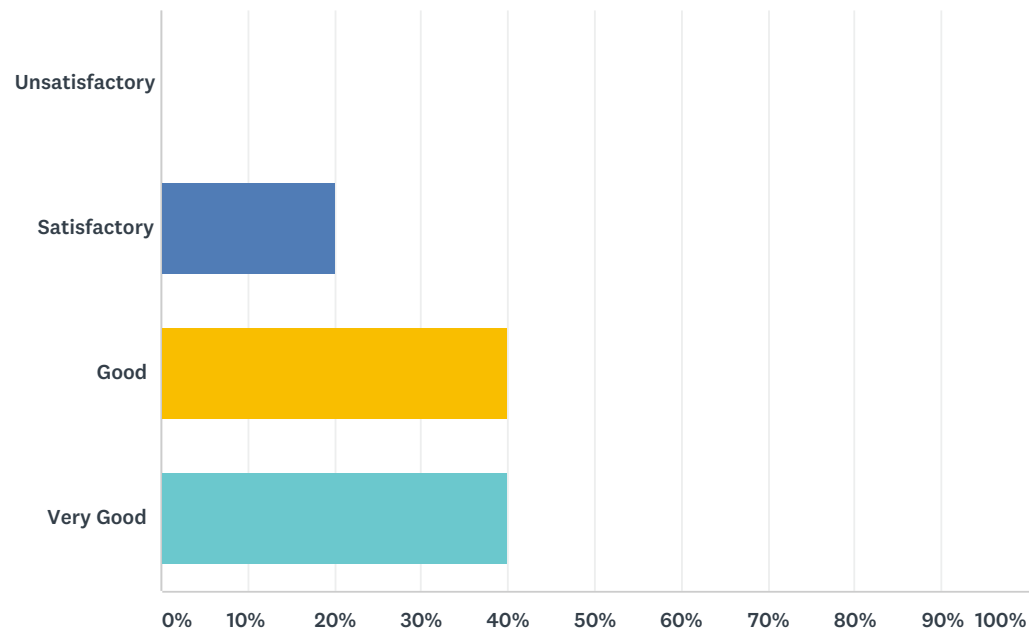
Answered: 10 Skipped: 0



| ANSWER CHOICES | RESPONSES | |
|----------------|-----------|----|
| Unsatisfactory | 0.00% | 0 |
| Satisfactory | 30.00% | 3 |
| Good | 40.00% | 4 |
| Very Good | 30.00% | 3 |
| TOTAL | | 10 |

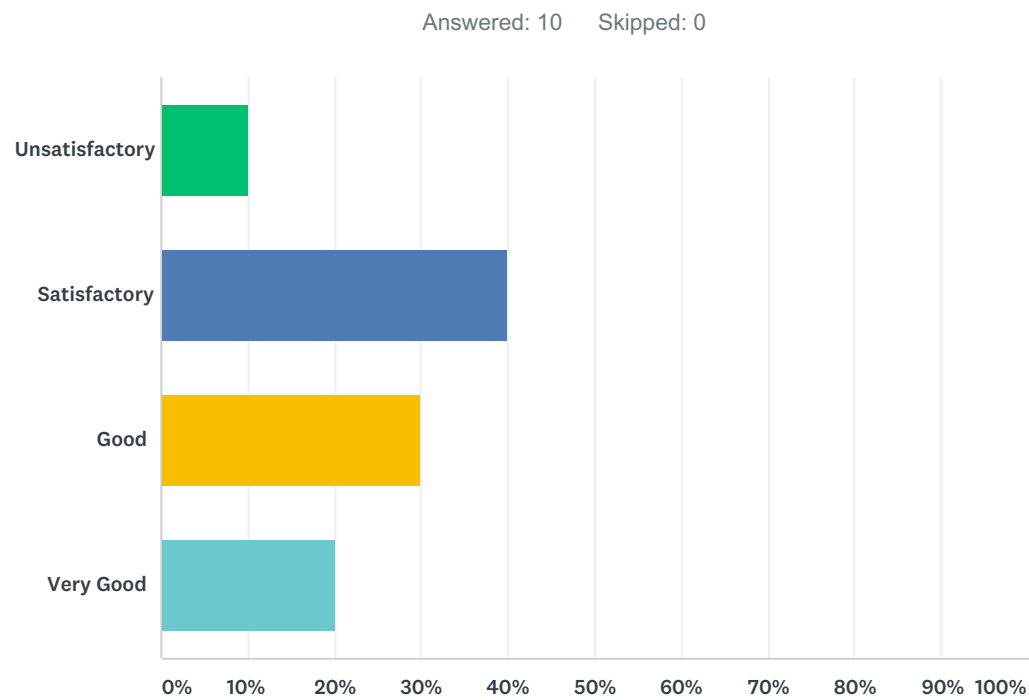
Q3 What was extent of coverage of the course in the class ?

Answered: 10 Skipped: 0



| ANSWER CHOICES | | RESPONSES | |
|----------------|--|-----------|----|
| Unsatisfactory | | 0.00% | 0 |
| Satisfactory | | 20.00% | 2 |
| Good | | 40.00% | 4 |
| Very Good | | 40.00% | 4 |
| TOTAL | | | 10 |

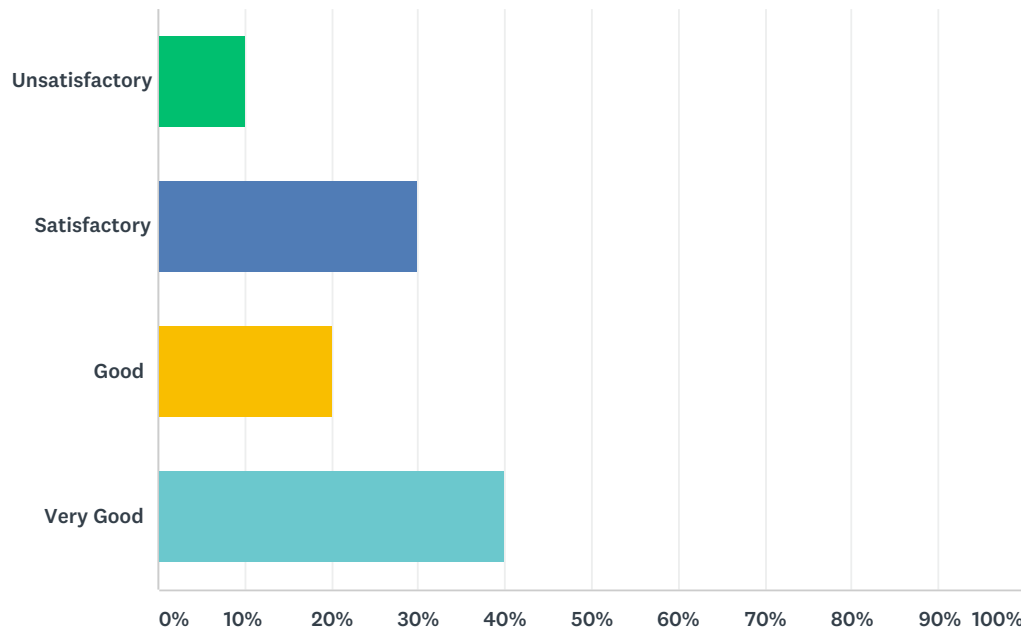
Q4 What was the Availability and access to relevant library resources ?



| ANSWER CHOICES | | RESPONSES | |
|----------------|--|-----------|----|
| Unsatisfactory | | 10.00% | 1 |
| Satisfactory | | 40.00% | 4 |
| Good | | 30.00% | 3 |
| Very Good | | 20.00% | 2 |
| TOTAL | | | 10 |

Q5 What was the Availability and access to IT resources (lab, software, Internet, etc.) ?

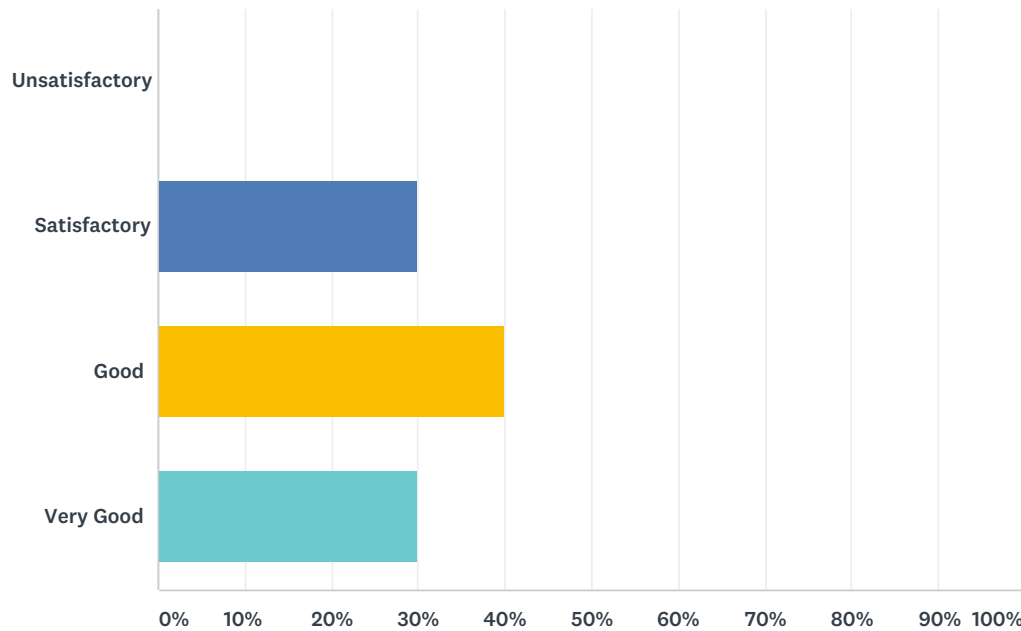
Answered: 10 Skipped: 0



| ANSWER CHOICES | RESPONSES | |
|----------------|-----------|----|
| Unsatisfactory | 10.00% | 1 |
| Satisfactory | 30.00% | 3 |
| Good | 20.00% | 2 |
| Very Good | 40.00% | 4 |
| TOTAL | | 10 |

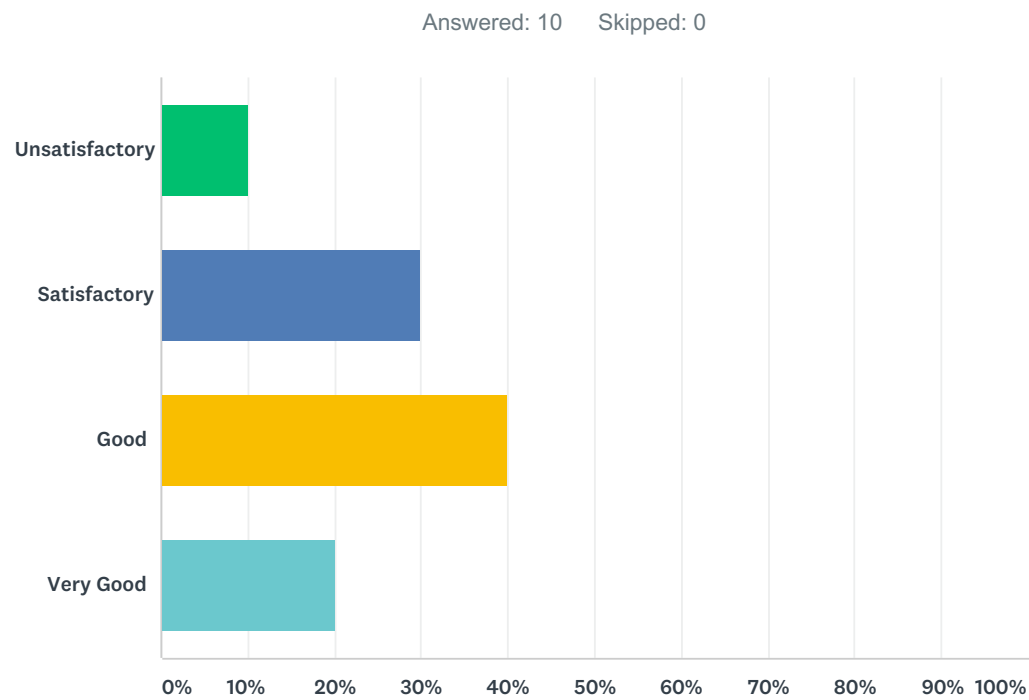
Q6 What was the Relevance of the course in the context of overall program content

Answered: 10 Skipped: 0



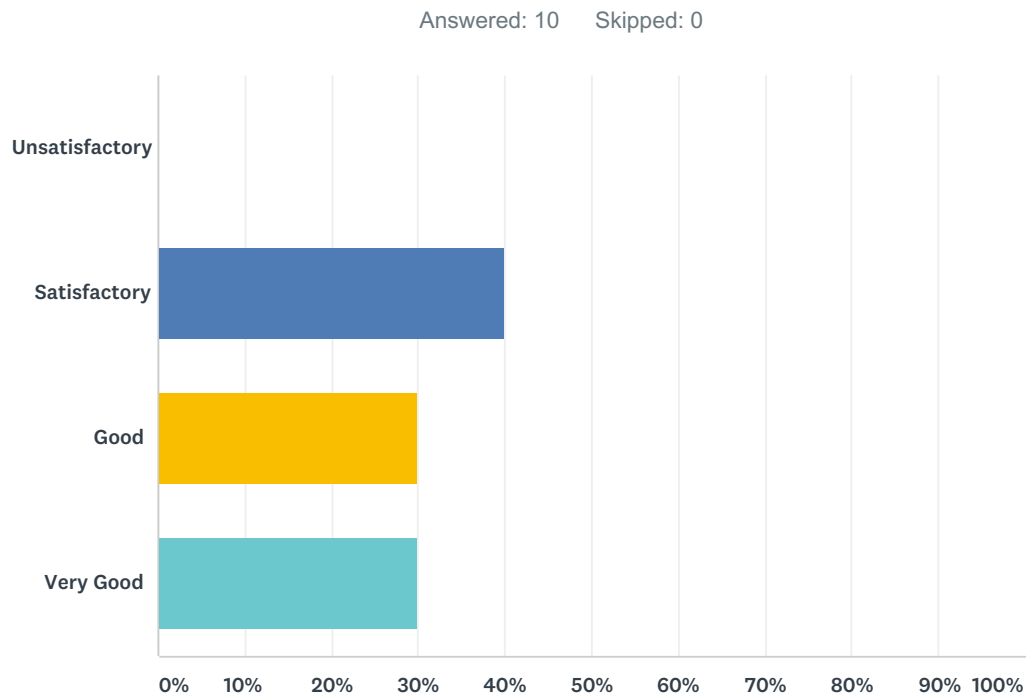
| ANSWER CHOICES | RESPONSES | |
|----------------|-----------|----|
| Unsatisfactory | 0.00% | 0 |
| Satisfactory | 30.00% | 3 |
| Good | 40.00% | 4 |
| Very Good | 30.00% | 3 |
| TOTAL | | 10 |

Q7 What was the Relevance of the course to real life situations ?



| ANSWER CHOICES | | RESPONSES | |
|----------------|--|-----------|----|
| Unsatisfactory | | 10.00% | 1 |
| Satisfactory | | 30.00% | 3 |
| Good | | 40.00% | 4 |
| Very Good | | 20.00% | 2 |
| TOTAL | | | 10 |

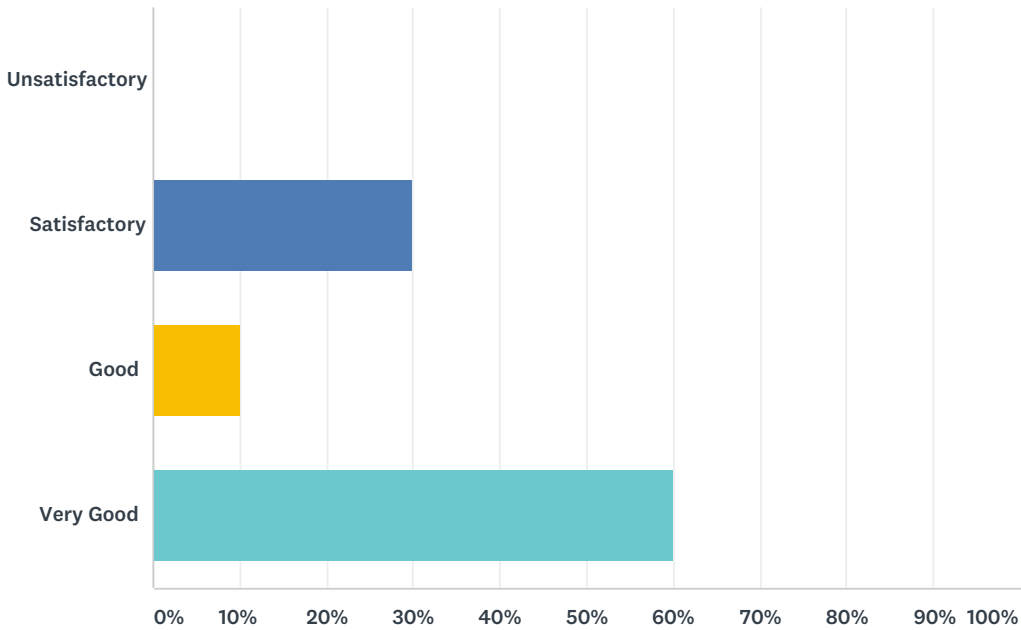
Q8 What was the Quality of assignments/projects/tests ?



| ANSWER CHOICES | | RESPONSES | |
|----------------|--|-----------|----|
| Unsatisfactory | | 0.00% | 0 |
| Satisfactory | | 40.00% | 4 |
| Good | | 30.00% | 3 |
| Very Good | | 30.00% | 3 |
| TOTAL | | | 10 |

Q9 How would you state the Fairness of evaluation ?

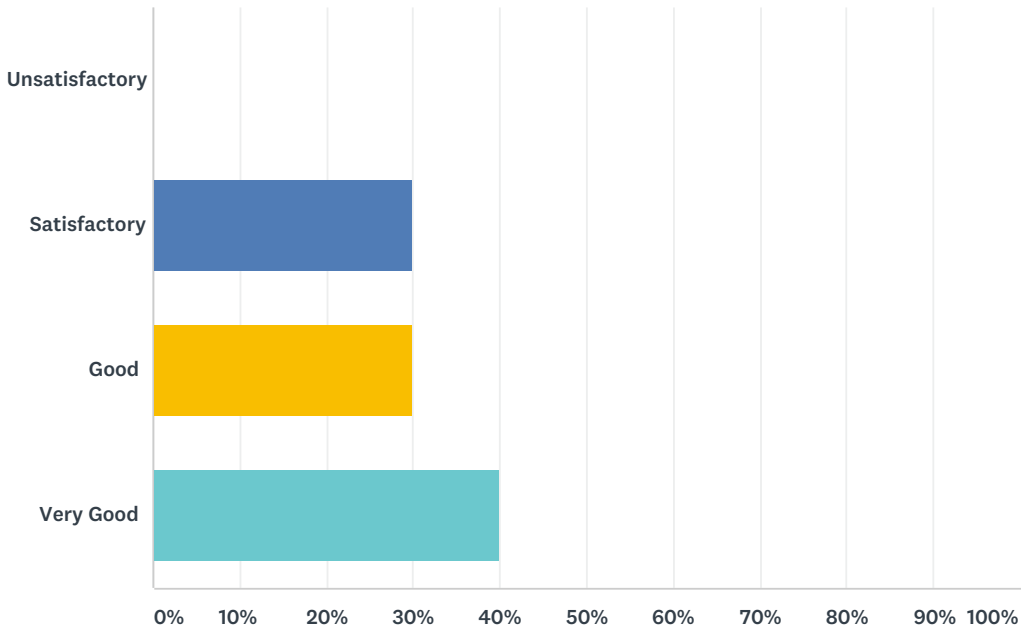
Answered: 10 Skipped: 0



| ANSWER CHOICES | | RESPONSES | |
|----------------|--|-----------|----|
| Unsatisfactory | | 0.00% | 0 |
| Satisfactory | | 30.00% | 3 |
| Good | | 10.00% | 1 |
| Very Good | | 60.00% | 6 |
| TOTAL | | | 10 |

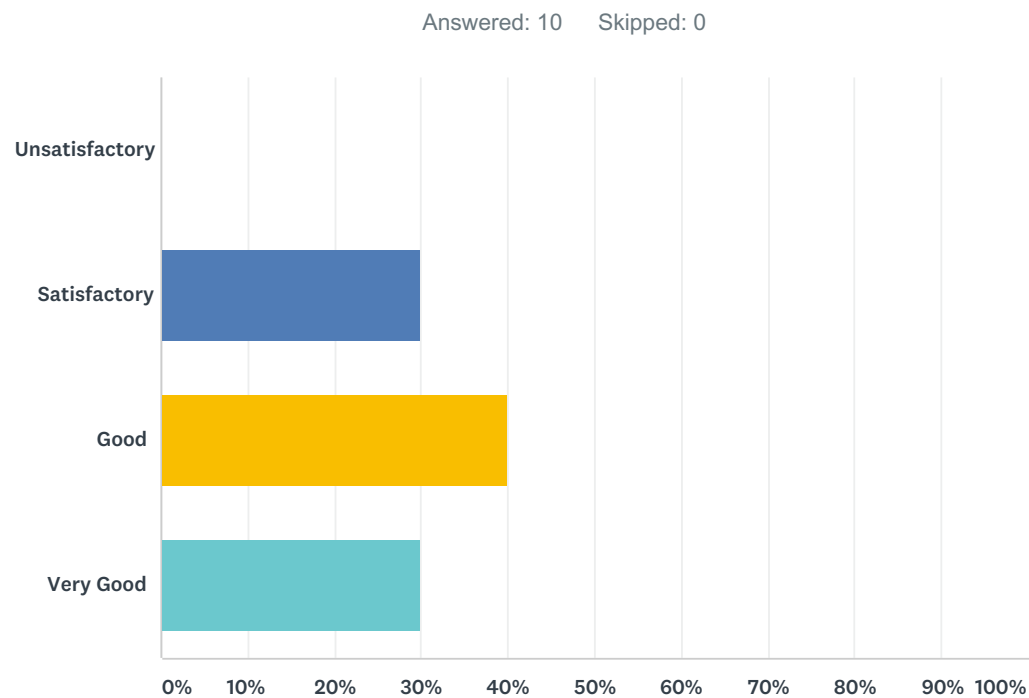
Q10 What is your Overall rating of the course ?

Answered: 10 Skipped: 0



| ANSWER CHOICES | | RESPONSES | |
|----------------|--|-----------|----|
| Unsatisfactory | | 0.00% | 0 |
| Satisfactory | | 30.00% | 3 |
| Good | | 30.00% | 3 |
| Very Good | | 40.00% | 4 |
| TOTAL | | | 10 |

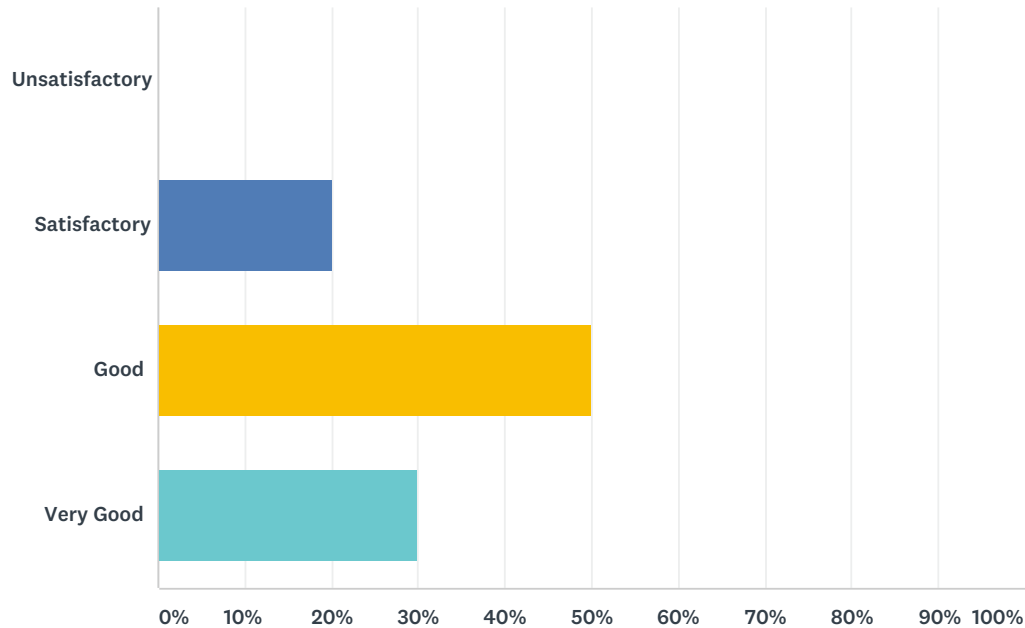
Q11 The Knowledge-base of the teacher (as perceived by the student) is



| ANSWER CHOICES | | RESPONSES | |
|----------------|--|-----------|----|
| Unsatisfactory | | 0.00% | 0 |
| Satisfactory | | 30.00% | 3 |
| Good | | 40.00% | 4 |
| Very Good | | 30.00% | 3 |
| TOTAL | | | 10 |

Q12 The Communication skills of the teacher is

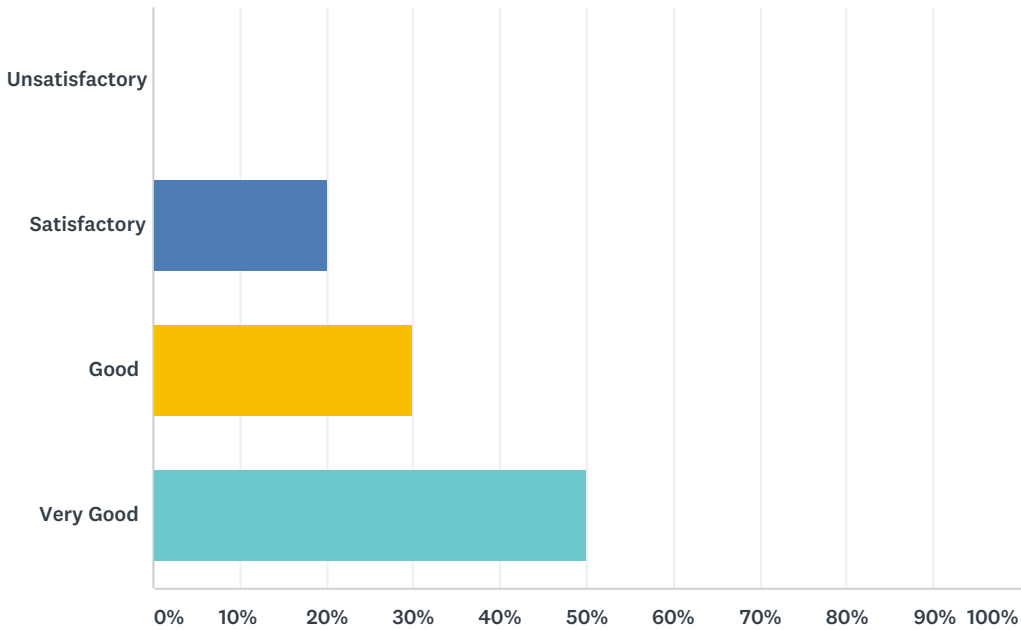
Answered: 10 Skipped: 0



| ANSWER CHOICES | RESPONSES | |
|----------------|-----------|----|
| Unsatisfactory | 0.00% | 0 |
| Satisfactory | 20.00% | 2 |
| Good | 50.00% | 5 |
| Very Good | 30.00% | 3 |
| TOTAL | | 10 |

Q13 The Sincerity/Commitment of the teacher is

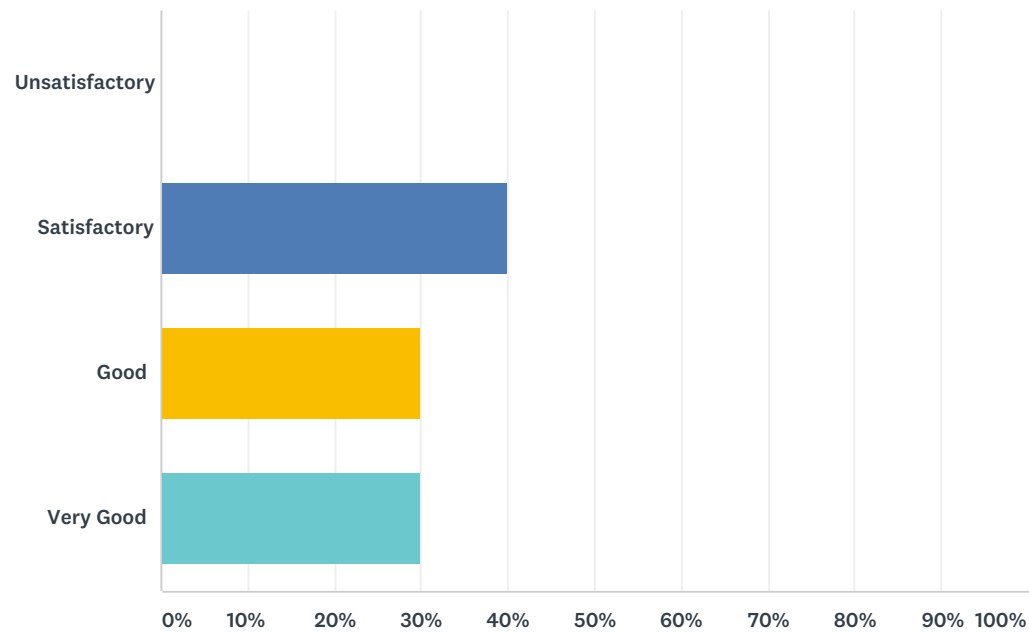
Answered: 10 Skipped: 0



| ANSWER CHOICES | | RESPONSES | |
|----------------|--|-----------|----|
| Unsatisfactory | | 0.00% | 0 |
| Satisfactory | | 20.00% | 2 |
| Good | | 30.00% | 3 |
| Very Good | | 50.00% | 5 |
| TOTAL | | | 10 |

Q14 The Interest Generated by Teacher is

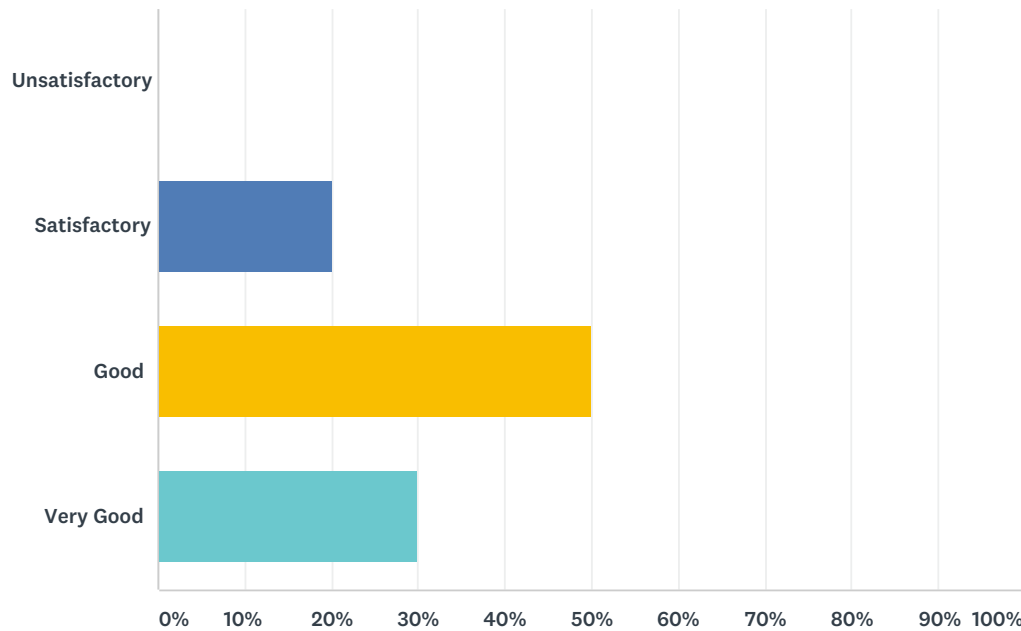
Answered: 10 Skipped: 0



| ANSWER CHOICES | | RESPONSES | |
|----------------|--|-----------|----|
| Unsatisfactory | | 0.00% | 0 |
| Satisfactory | | 40.00% | 4 |
| Good | | 30.00% | 3 |
| Very Good | | 30.00% | 3 |
| TOTAL | | | 10 |

Q15 The Encouragement by the teacher for participation by students during the classes is

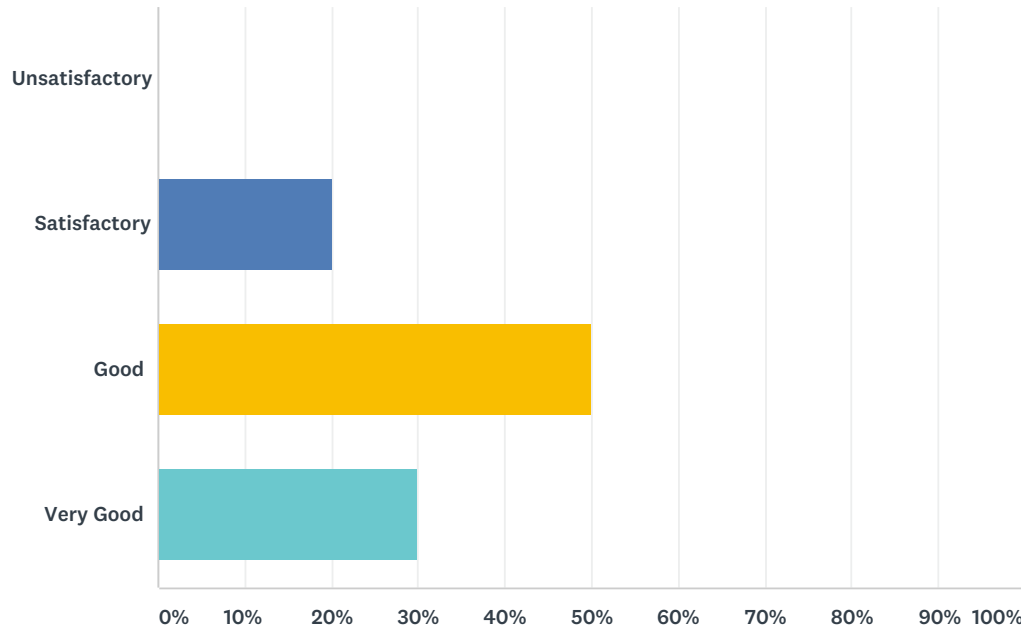
Answered: 10 Skipped: 0



| ANSWER CHOICES | RESPONSES | |
|----------------|-----------|----|
| Unsatisfactory | 0.00% | 0 |
| Satisfactory | 20.00% | 2 |
| Good | 50.00% | 5 |
| Very Good | 30.00% | 3 |
| TOTAL | | 10 |

Q16 The Ability to integrate course material with other courses in the programme is

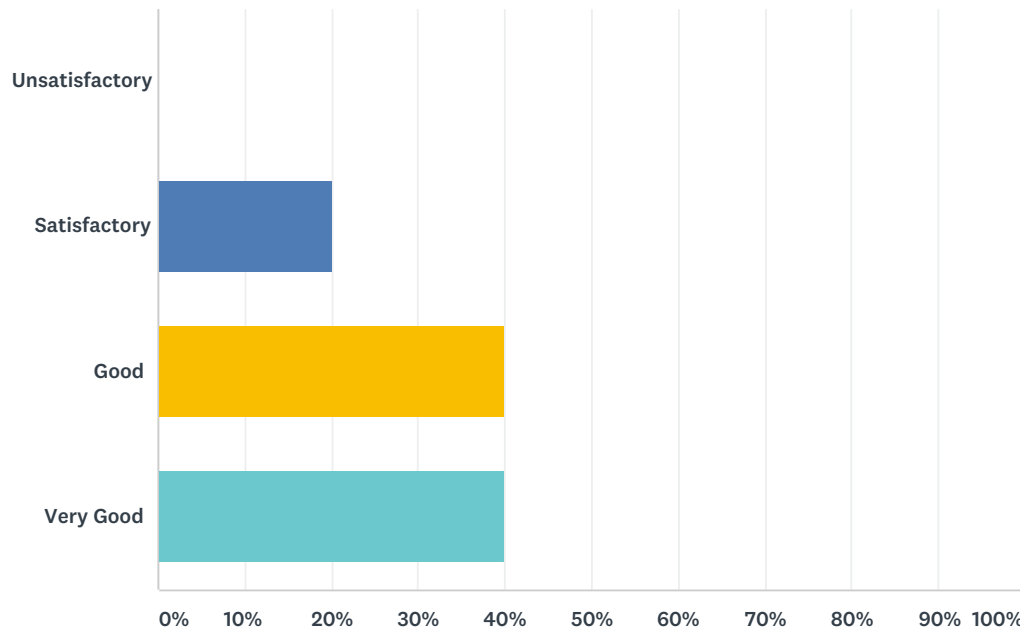
Answered: 10 Skipped: 0



| ANSWER CHOICES | RESPONSES | |
|----------------|-----------|----|
| Unsatisfactory | 0.00% | 0 |
| Satisfactory | 20.00% | 2 |
| Good | 50.00% | 5 |
| Very Good | 30.00% | 3 |
| TOTAL | | 10 |

Q17 The Ability to design tests/assignments/examinations, etc. to evaluate students' understanding of the course is

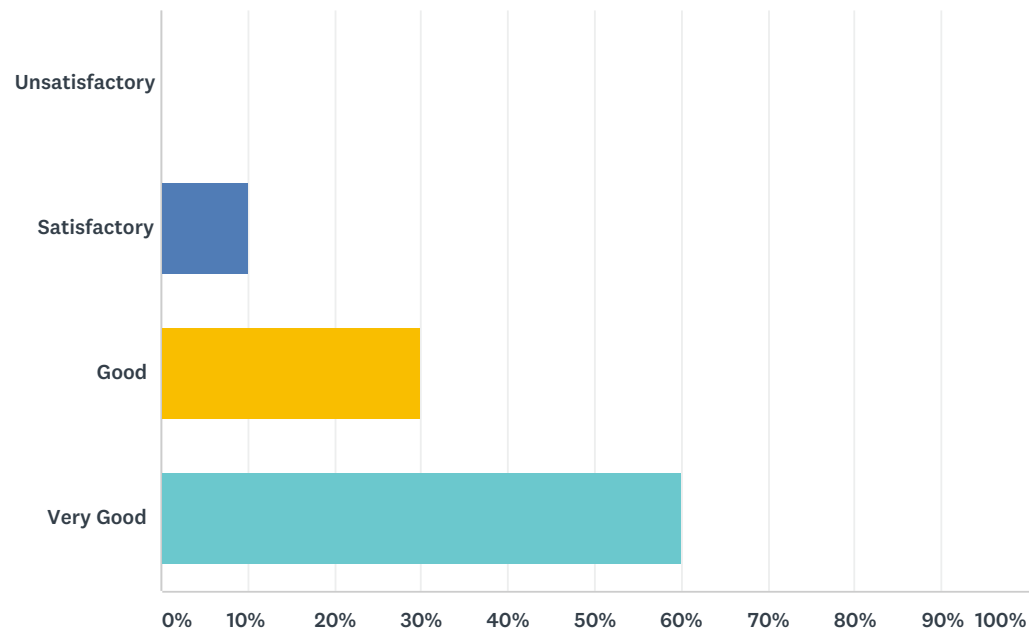
Answered: 10 Skipped: 0



| ANSWER CHOICES | RESPONSES | |
|----------------|-----------|----|
| Unsatisfactory | 0.00% | 0 |
| Satisfactory | 20.00% | 2 |
| Good | 40.00% | 4 |
| Very Good | 40.00% | 4 |
| TOTAL | | 10 |

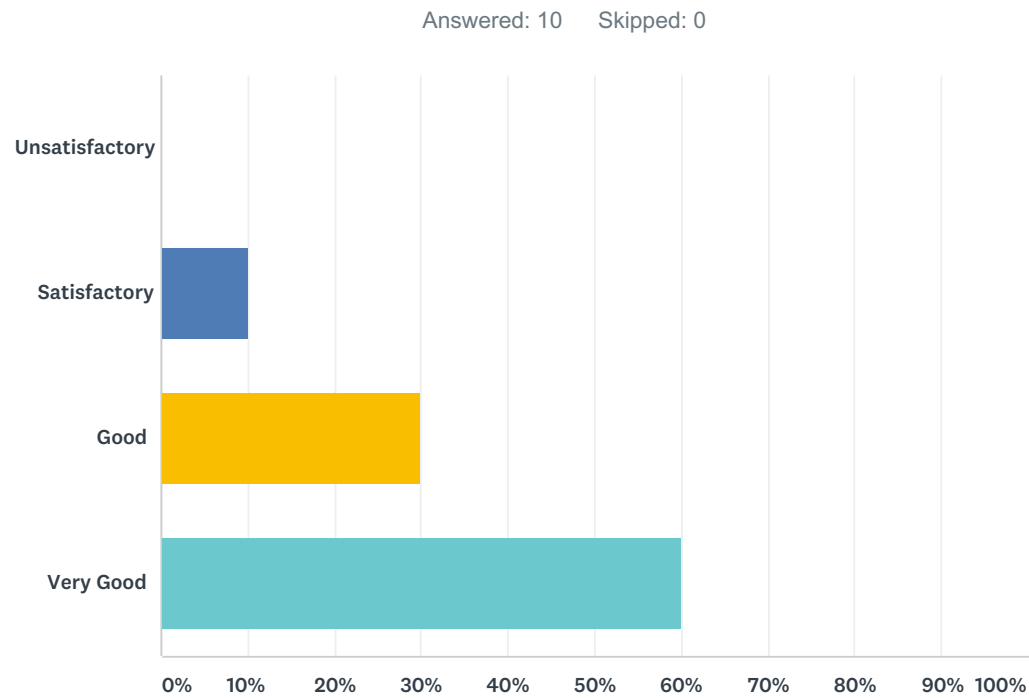
Q18 The General behaviour and attitude is

Answered: 10 Skipped: 0



| ANSWER CHOICES | | RESPONSES | |
|----------------|--|-----------|----|
| Unsatisfactory | | 0.00% | 0 |
| Satisfactory | | 10.00% | 1 |
| Good | | 30.00% | 3 |
| Very Good | | 60.00% | 6 |
| TOTAL | | | 10 |

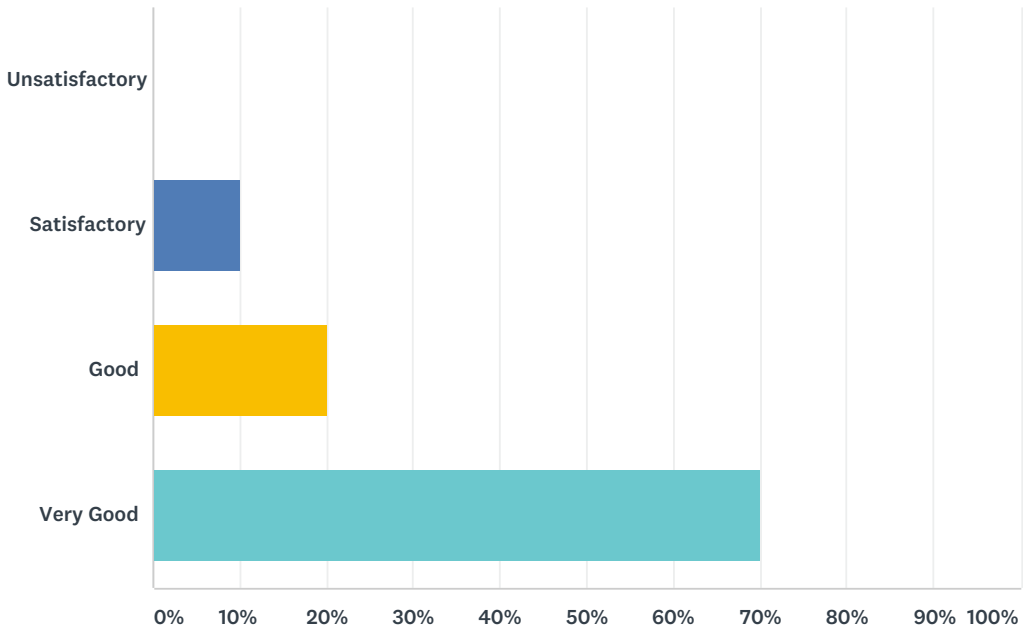
Q19 The Accessibility of the teacher beyond the class hour is



| ANSWER CHOICES | | RESPONSES | |
|----------------|--|-----------|----|
| Unsatisfactory | | 0.00% | 0 |
| Satisfactory | | 10.00% | 1 |
| Good | | 30.00% | 3 |
| Very Good | | 60.00% | 6 |
| TOTAL | | | 10 |

Q20 The Ability to act as an advisor and mentor is

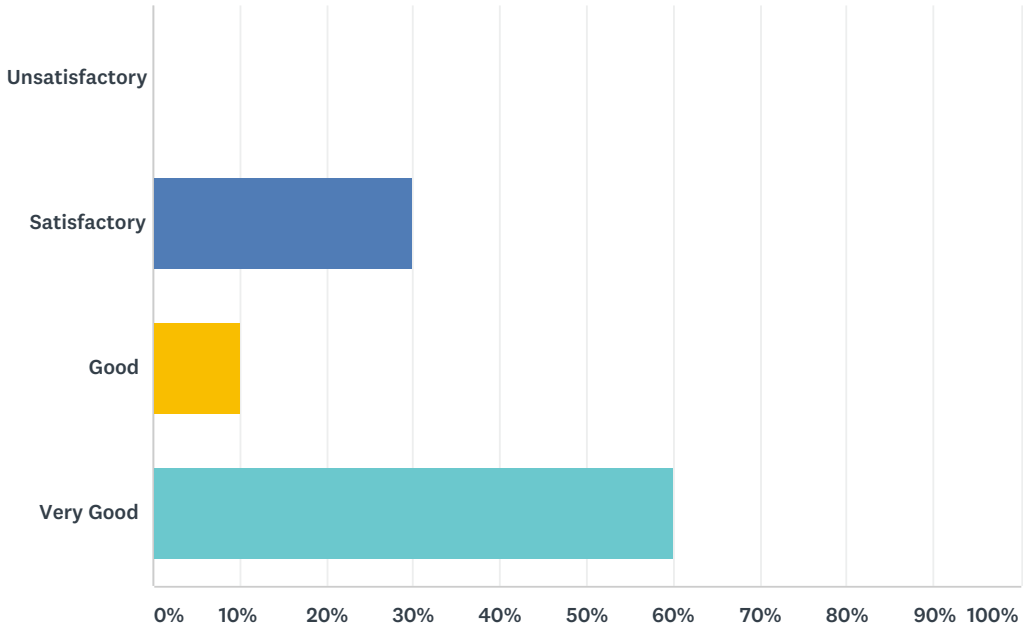
Answered: 10 Skipped: 0



| ANSWER CHOICES | | RESPONSES | |
|----------------|--|-----------|----|
| Unsatisfactory | | 0.00% | 0 |
| Satisfactory | | 10.00% | 1 |
| Good | | 20.00% | 2 |
| Very Good | | 70.00% | 7 |
| TOTAL | | | 10 |

Q21 The Overall rating is

Answered: 10 Skipped: 0



| ANSWER CHOICES | | RESPONSES | |
|----------------|--|-----------|----|
| Unsatisfactory | | 0.00% | 0 |
| Satisfactory | | 30.00% | 3 |
| Good | | 10.00% | 1 |
| Very Good | | 60.00% | 6 |
| TOTAL | | | 10 |