

Q1 1. What was Quality of the Academic Content of the course

Answered: 2   Skipped: 0



| ANSWER CHOICES |  | RESPONSES |   |
|----------------|--|-----------|---|
| Unsatisfactory |  | 0.00%     | 0 |
| Satisfactory   |  | 0.00%     | 0 |
| Good           |  | 100.00%   | 2 |
| Very Good      |  | 0.00%     | 0 |
| TOTAL          |  |           | 2 |

## Q2 What were the Learning Values from this course (in terms of knowledge, concepts, manual skills, analytical ability) ?

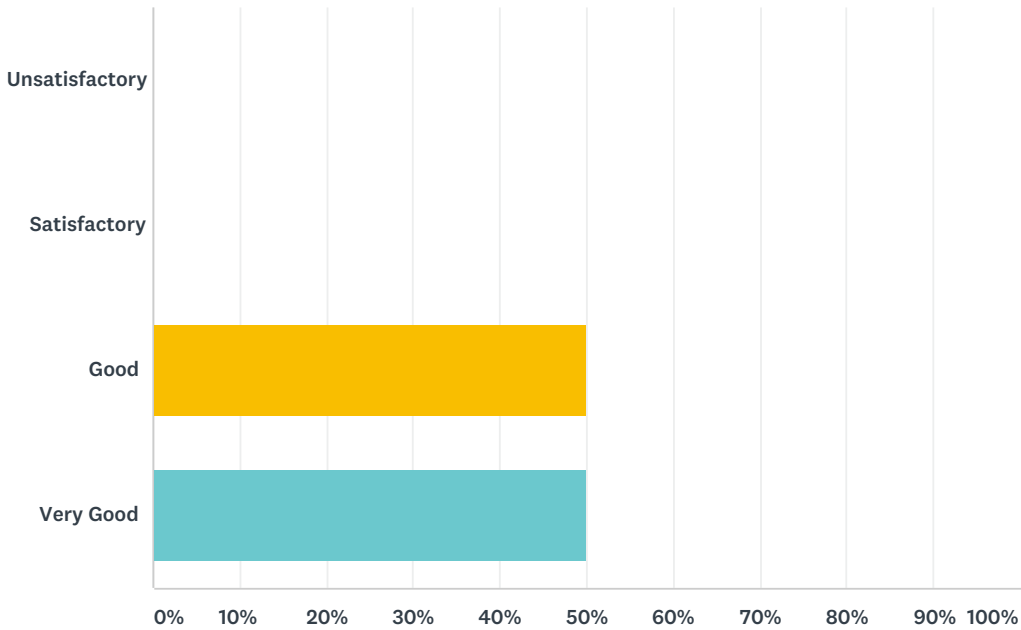
Answered: 2 Skipped: 0



| ANSWER CHOICES | RESPONSES |   |
|----------------|-----------|---|
| Unsatisfactory | 0.00%     | 0 |
| Satisfactory   | 0.00%     | 0 |
| Good           | 100.00%   | 2 |
| Very Good      | 0.00%     | 0 |
| TOTAL          |           | 2 |

Q3 What was extent of coverage of the course in the class ?

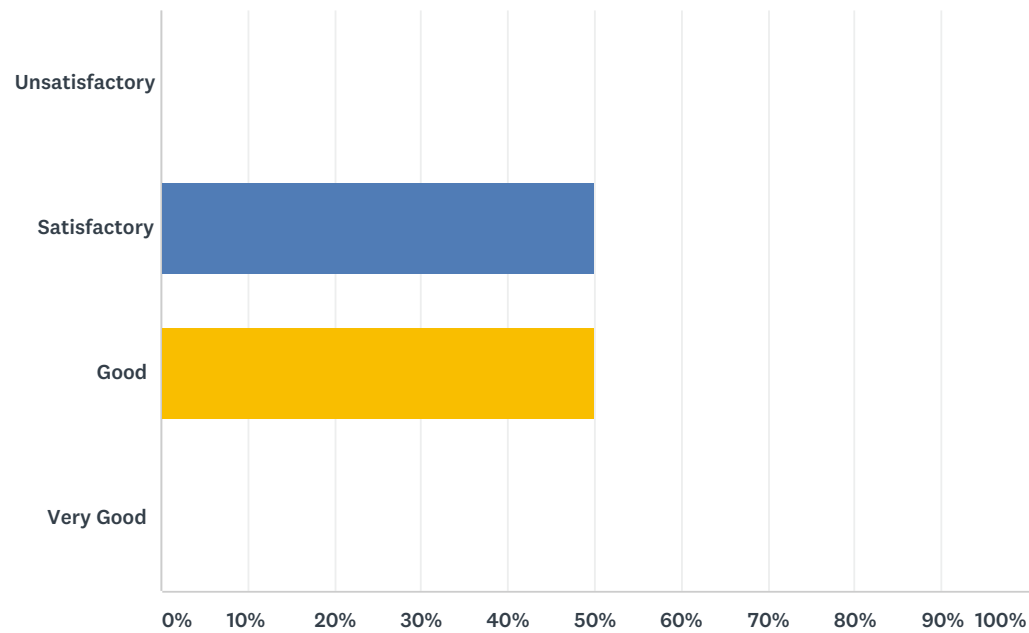
Answered: 2   Skipped: 0



| ANSWER CHOICES |  | RESPONSES |   |
|----------------|--|-----------|---|
| Unsatisfactory |  | 0.00%     | 0 |
| Satisfactory   |  | 0.00%     | 0 |
| Good           |  | 50.00%    | 1 |
| Very Good      |  | 50.00%    | 1 |
| TOTAL          |  |           | 2 |

Q4 What was the Availability and access to relevant library resources ?

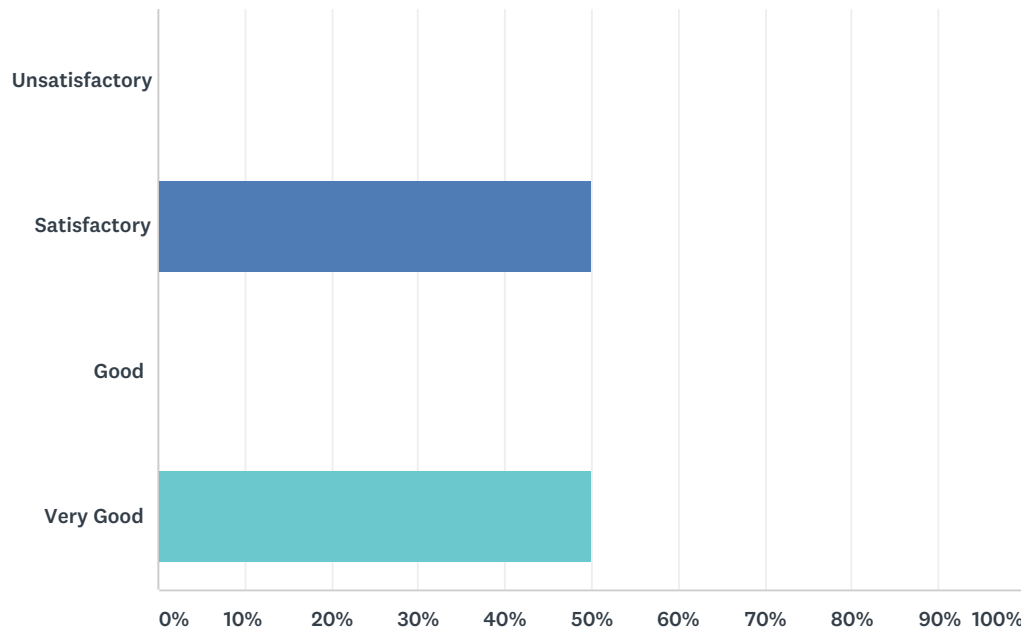
Answered: 2   Skipped: 0



| ANSWER CHOICES |  | RESPONSES |   |
|----------------|--|-----------|---|
| Unsatisfactory |  | 0.00%     | 0 |
| Satisfactory   |  | 50.00%    | 1 |
| Good           |  | 50.00%    | 1 |
| Very Good      |  | 0.00%     | 0 |
| TOTAL          |  |           | 2 |

## Q5 What was the Availability and access to IT resources (lab, software, Internet, etc.) ?

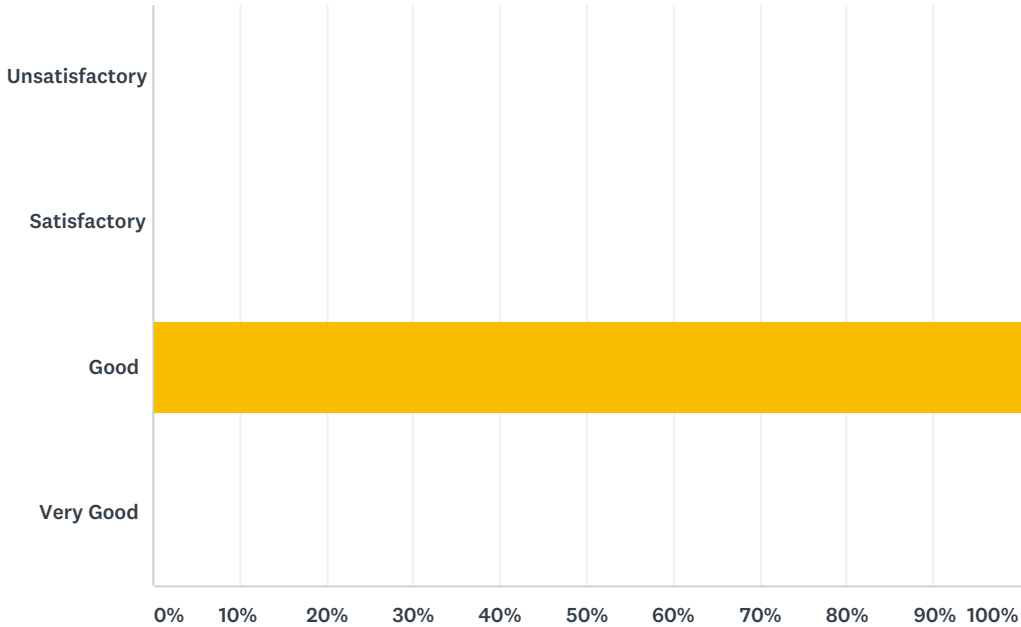
Answered: 2 Skipped: 0



| ANSWER CHOICES | RESPONSES |   |
|----------------|-----------|---|
| Unsatisfactory | 0.00%     | 0 |
| Satisfactory   | 50.00%    | 1 |
| Good           | 0.00%     | 0 |
| Very Good      | 50.00%    | 1 |
| TOTAL          |           | 2 |

Q6 What was the Relevance of the course in the context of overall program content

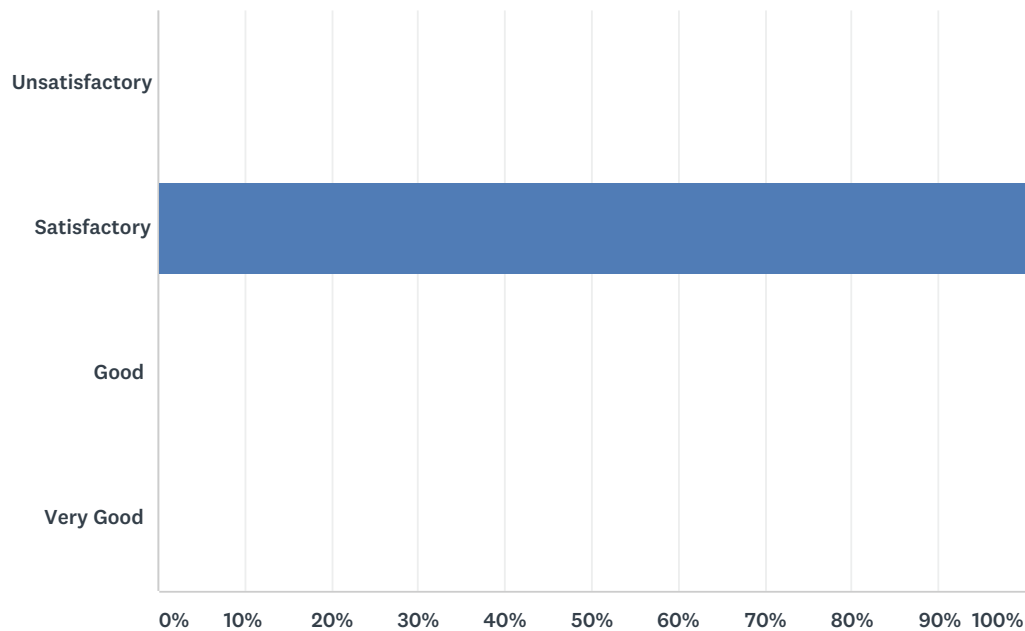
Answered: 2    Skipped: 0



| ANSWER CHOICES | RESPONSES |   |
|----------------|-----------|---|
| Unsatisfactory | 0.00%     | 0 |
| Satisfactory   | 0.00%     | 0 |
| Good           | 100.00%   | 2 |
| Very Good      | 0.00%     | 0 |
| TOTAL          |           | 2 |

## Q7 What was the Relevance of the course to real life situations ?

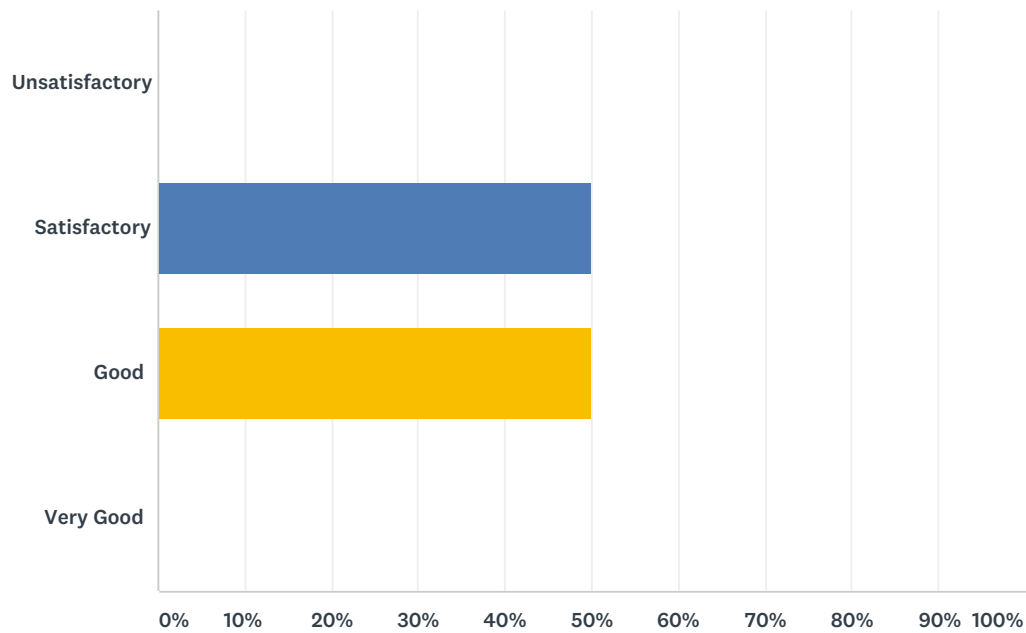
Answered: 2 Skipped: 0



| ANSWER CHOICES | RESPONSES |   |
|----------------|-----------|---|
| Unsatisfactory | 0.00%     | 0 |
| Satisfactory   | 100.00%   | 2 |
| Good           | 0.00%     | 0 |
| Very Good      | 0.00%     | 0 |
| TOTAL          |           | 2 |

Q8 What was the Quality of assignments/projects/tests ?

Answered: 2   Skipped: 0

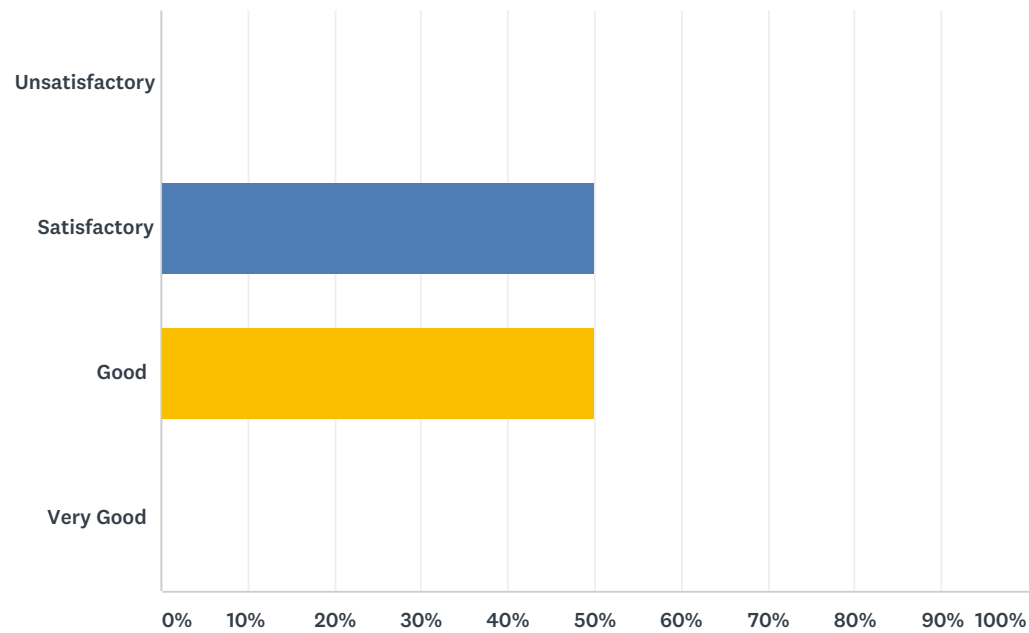


| ANSWER CHOICES |  | RESPONSES |   |
|----------------|--|-----------|---|
| Unsatisfactory |  | 0.00%     | 0 |
| Satisfactory   |  | 50.00%    | 1 |
| Good           |  | 50.00%    | 1 |
| Very Good      |  | 0.00%     | 0 |
| TOTAL          |  |           | 2 |



Q9 How would you state the Fairness of evaluation ?

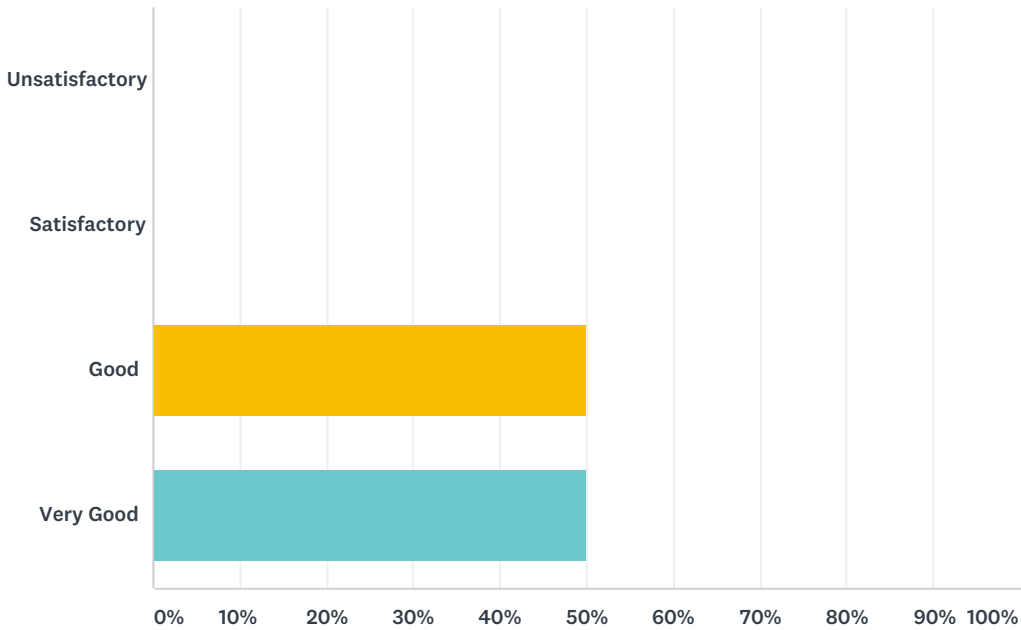
Answered: 2   Skipped: 0



| ANSWER CHOICES |  | RESPONSES |   |
|----------------|--|-----------|---|
| Unsatisfactory |  | 0.00%     | 0 |
| Satisfactory   |  | 50.00%    | 1 |
| Good           |  | 50.00%    | 1 |
| Very Good      |  | 0.00%     | 0 |
| TOTAL          |  |           | 2 |

Q10 What is your Overall rating of the course ?

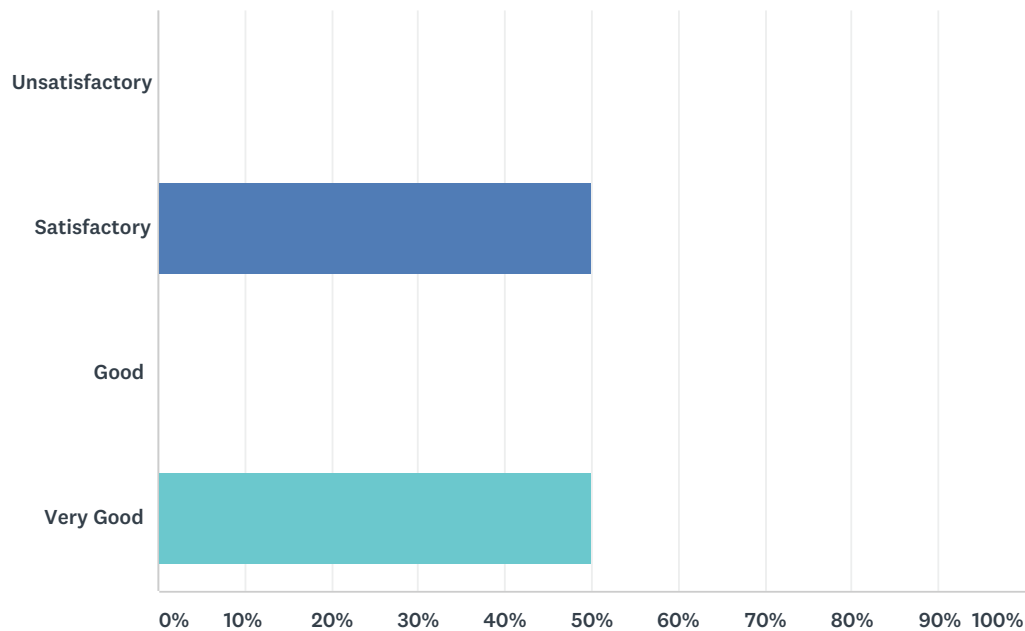
Answered: 2    Skipped: 0



| ANSWER CHOICES |  | RESPONSES |   |
|----------------|--|-----------|---|
| Unsatisfactory |  | 0.00%     | 0 |
| Satisfactory   |  | 0.00%     | 0 |
| Good           |  | 50.00%    | 1 |
| Very Good      |  | 50.00%    | 1 |
| TOTAL          |  |           | 2 |

## Q11 The Knowledge-base of the teacher (as perceived by the student) is

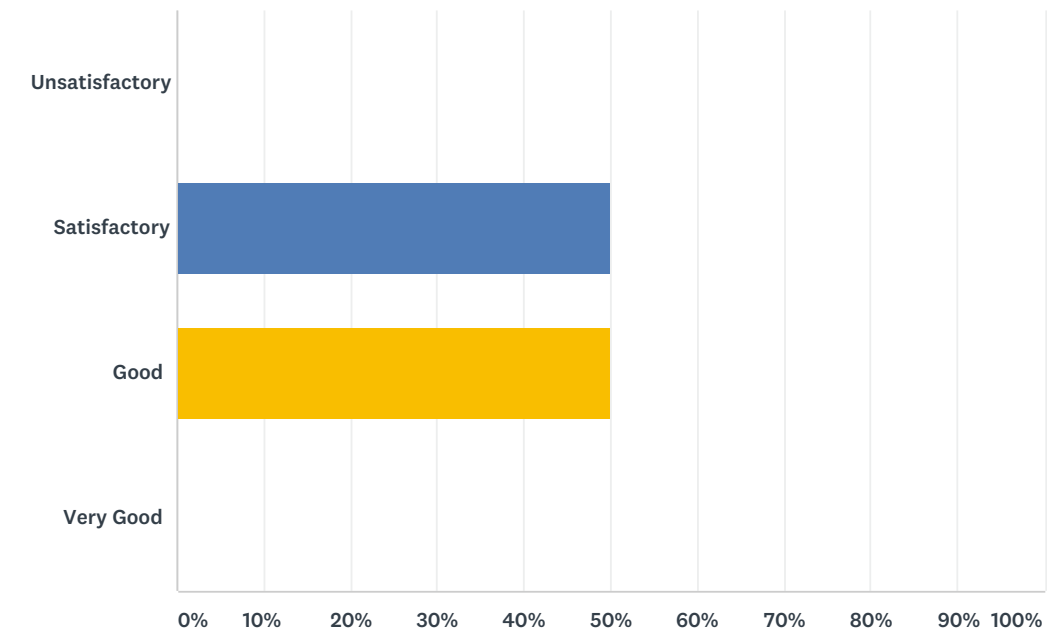
Answered: 2 Skipped: 0



| ANSWER CHOICES |  | RESPONSES |   |
|----------------|--|-----------|---|
| Unsatisfactory |  | 0.00%     | 0 |
| Satisfactory   |  | 50.00%    | 1 |
| Good           |  | 0.00%     | 0 |
| Very Good      |  | 50.00%    | 1 |
| TOTAL          |  |           | 2 |

Q12 The Communication skills of the teacher is

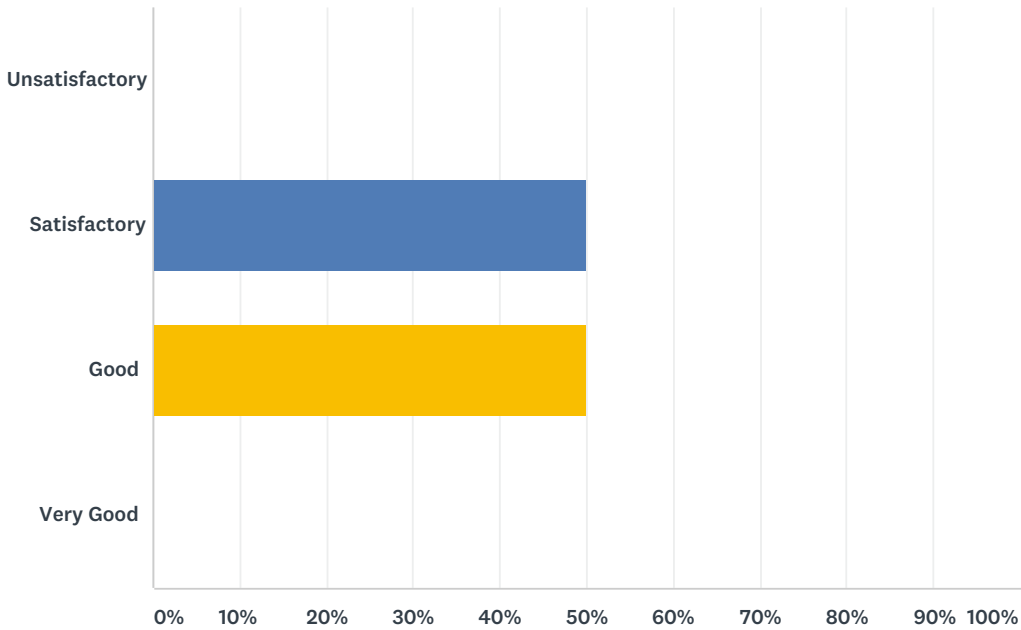
Answered: 2   Skipped: 0



| ANSWER CHOICES |  | RESPONSES |   |
|----------------|--|-----------|---|
| Unsatisfactory |  | 0.00%     | 0 |
| Satisfactory   |  | 50.00%    | 1 |
| Good           |  | 50.00%    | 1 |
| Very Good      |  | 0.00%     | 0 |
| TOTAL          |  |           | 2 |

Q13 The Sincerity/Commitment of the teacher is

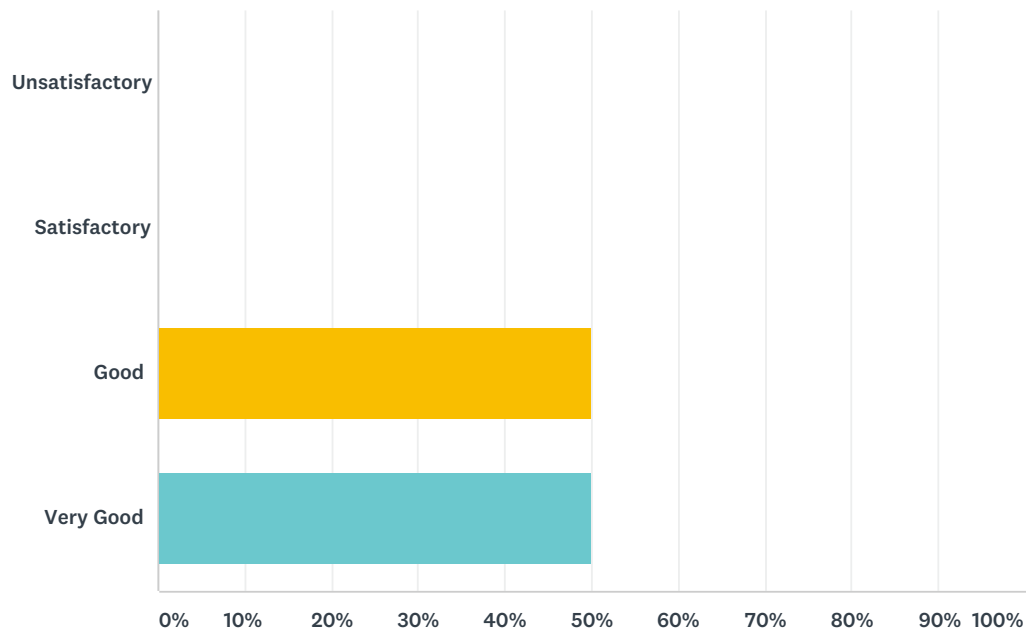
Answered: 2    Skipped: 0



| ANSWER CHOICES |  | RESPONSES |   |
|----------------|--|-----------|---|
| Unsatisfactory |  | 0.00%     | 0 |
| Satisfactory   |  | 50.00%    | 1 |
| Good           |  | 50.00%    | 1 |
| Very Good      |  | 0.00%     | 0 |
| TOTAL          |  |           | 2 |

Q14 The Interest Generated by Teacher is

Answered: 2   Skipped: 0



| ANSWER CHOICES |  | RESPONSES |   |
|----------------|--|-----------|---|
| Unsatisfactory |  | 0.00%     | 0 |
| Satisfactory   |  | 0.00%     | 0 |
| Good           |  | 50.00%    | 1 |
| Very Good      |  | 50.00%    | 1 |
| TOTAL          |  |           | 2 |

## Q15 The Encouragement by the teacher for participation by students during the classes is

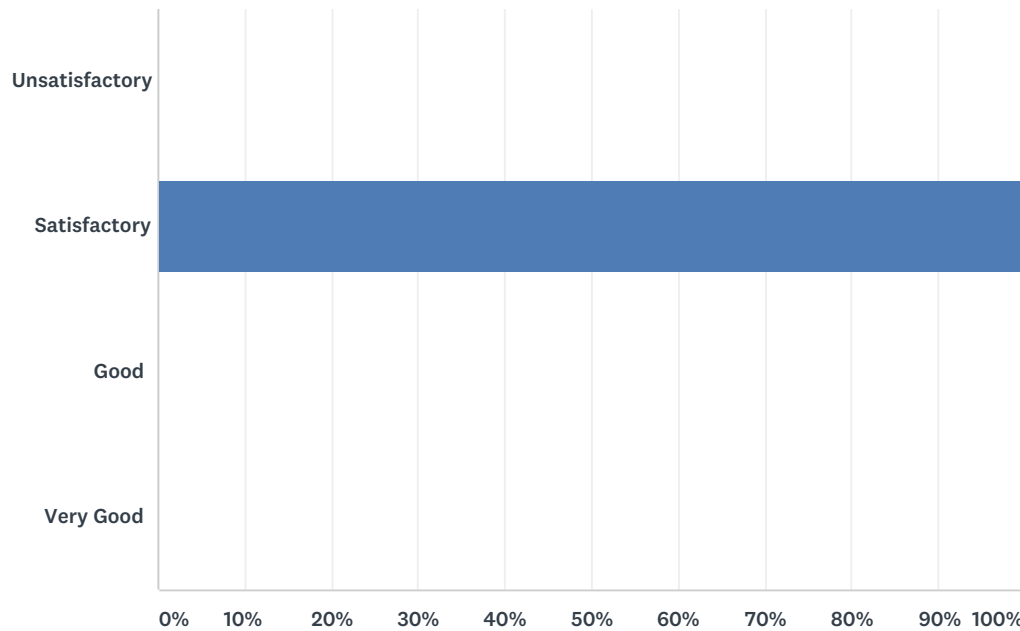
Answered: 2 Skipped: 0



| ANSWER CHOICES | RESPONSES |   |
|----------------|-----------|---|
| Unsatisfactory | 0.00%     | 0 |
| Satisfactory   | 0.00%     | 0 |
| Good           | 100.00%   | 2 |
| Very Good      | 0.00%     | 0 |
| TOTAL          |           | 2 |

## Q16 The Ability to integrate course material with other courses in the programme is

Answered: 2 Skipped: 0

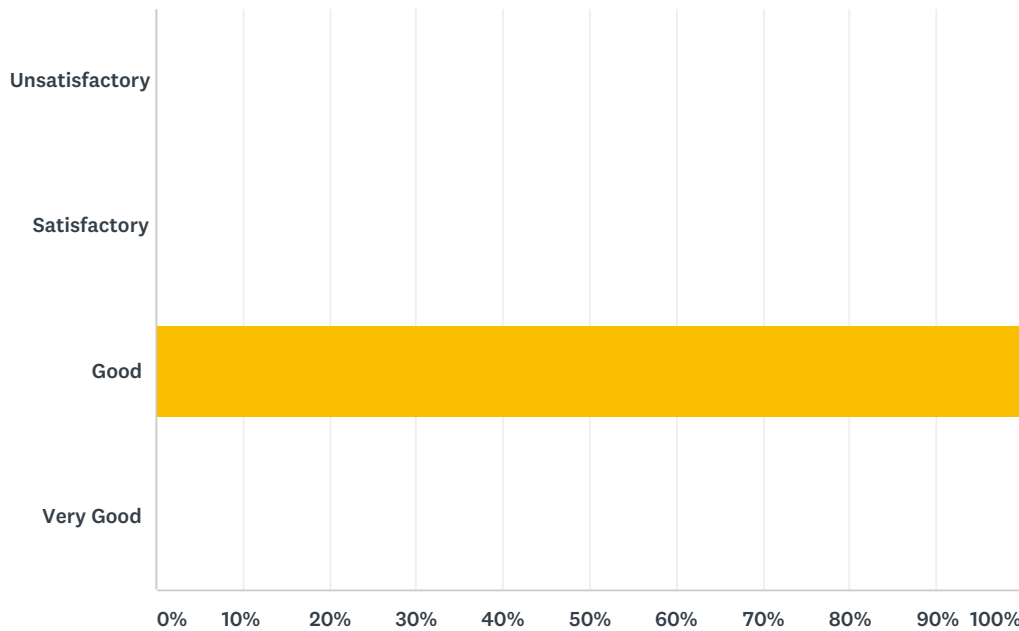


| ANSWER CHOICES | RESPONSES |   |
|----------------|-----------|---|
| Unsatisfactory | 0.00%     | 0 |
| Satisfactory   | 100.00%   | 2 |
| Good           | 0.00%     | 0 |
| Very Good      | 0.00%     | 0 |
| TOTAL          |           | 2 |



## Q17 The Ability to design tests/assignments/examinations, etc. to evaluate students' understanding of the course is

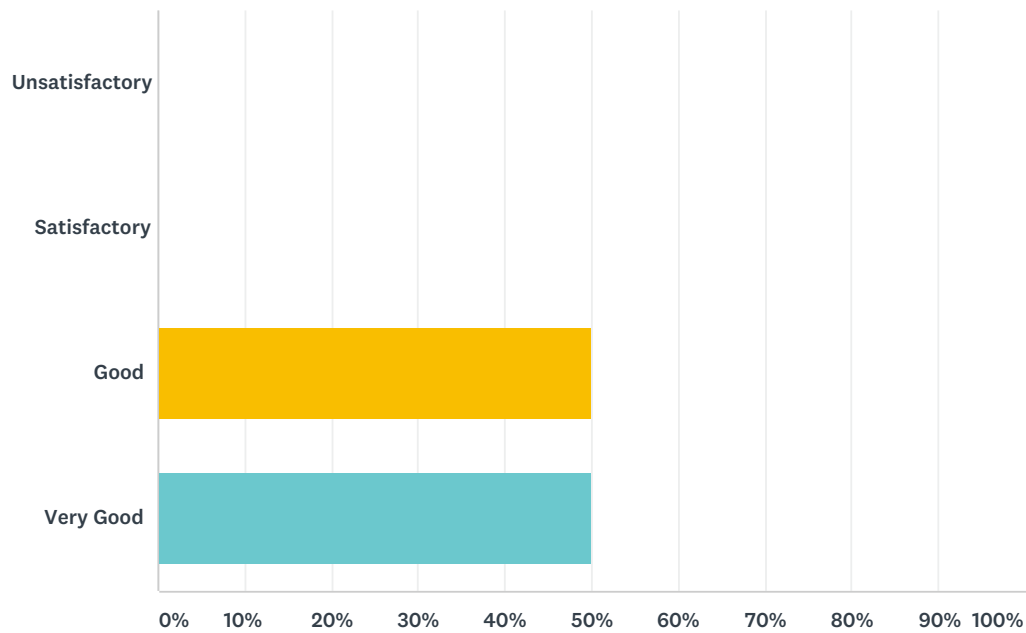
Answered: 2 Skipped: 0



| ANSWER CHOICES | RESPONSES |   |
|----------------|-----------|---|
| Unsatisfactory | 0.00%     | 0 |
| Satisfactory   | 0.00%     | 0 |
| Good           | 100.00%   | 2 |
| Very Good      | 0.00%     | 0 |
| TOTAL          |           | 2 |

Q18 The General behaviour and attitude is

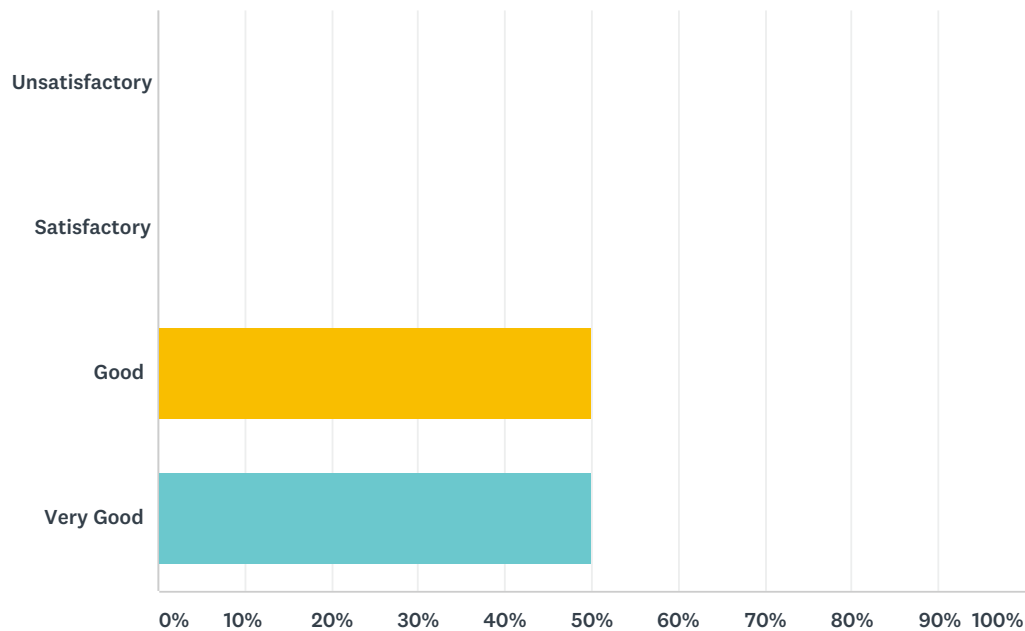
Answered: 2    Skipped: 0



| ANSWER CHOICES |  | RESPONSES |   |
|----------------|--|-----------|---|
| Unsatisfactory |  | 0.00%     | 0 |
| Satisfactory   |  | 0.00%     | 0 |
| Good           |  | 50.00%    | 1 |
| Very Good      |  | 50.00%    | 1 |
| TOTAL          |  |           | 2 |

## Q19 The Accessibility of the teacher beyond the class hour is

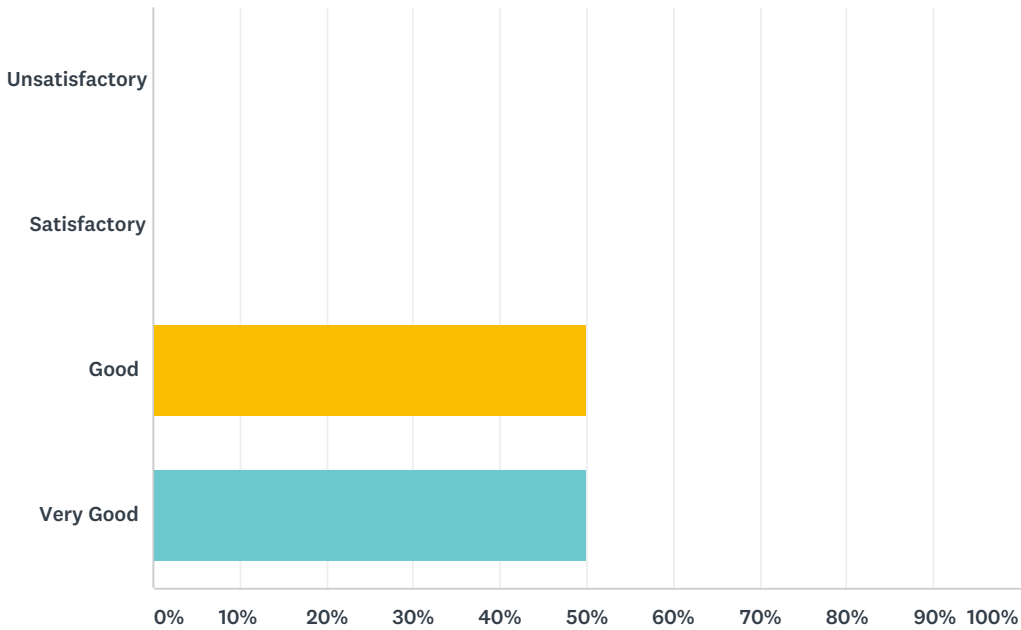
Answered: 2 Skipped: 0



| ANSWER CHOICES | RESPONSES |   |
|----------------|-----------|---|
| Unsatisfactory | 0.00%     | 0 |
| Satisfactory   | 0.00%     | 0 |
| Good           | 50.00%    | 1 |
| Very Good      | 50.00%    | 1 |
| TOTAL          |           | 2 |

Q20 The Ability to act as an advisor and mentor is

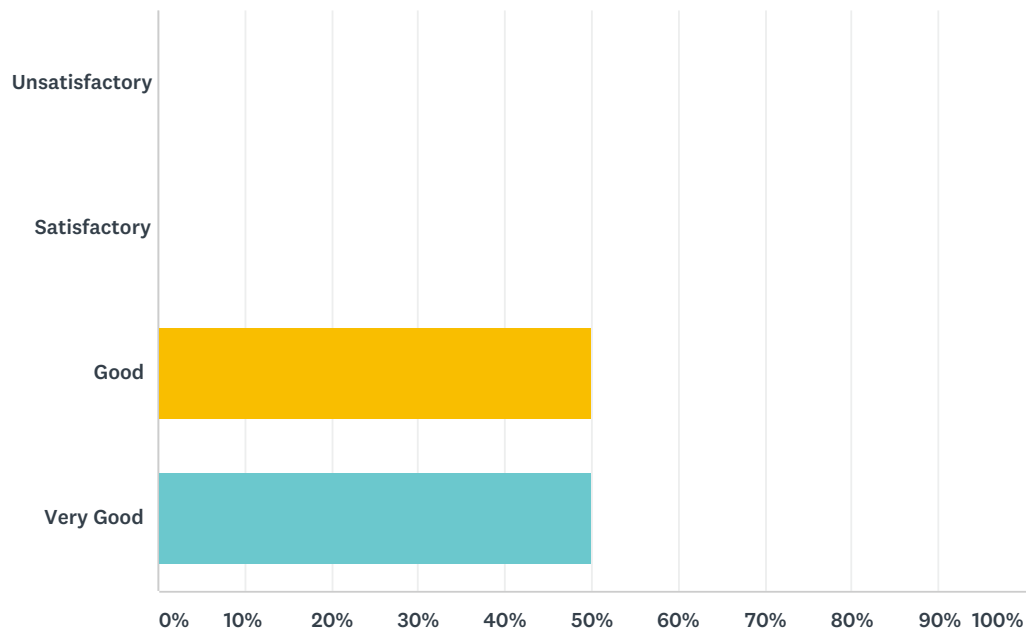
Answered: 2   Skipped: 0



| ANSWER CHOICES |  | RESPONSES |   |
|----------------|--|-----------|---|
| Unsatisfactory |  | 0.00%     | 0 |
| Satisfactory   |  | 0.00%     | 0 |
| Good           |  | 50.00%    | 1 |
| Very Good      |  | 50.00%    | 1 |
| TOTAL          |  |           | 2 |

Q21 The Overall rating is

Answered: 2   Skipped: 0



| ANSWER CHOICES |  | RESPONSES |   |
|----------------|--|-----------|---|
| Unsatisfactory |  | 0.00%     | 0 |
| Satisfactory   |  | 0.00%     | 0 |
| Good           |  | 50.00%    | 1 |
| Very Good      |  | 50.00%    | 1 |
| TOTAL          |  |           | 2 |